



**March 17, 2025  
Addendum #1  
FOR IMMEDIATE ATTENTION**

ADDENDUM NO. 1 TO ALL BIDDERS:

Reference – Invitation for Bid:	IFB #015-0-2025/SNB Yates Elementary School Security Vestibule and Office Addition & Alterations
For Delivery To:	Newport News Public Schools
Bids Due:	March 27, 2025 at 2:00 PM EST

**The above is hereby changed to read:**

- A. Project Manual Specification Update:** See the following.
- B. Responses to Pre-Bid Questions:** See the following responses.
- C. Revision to Drawings:** See the following amended drawings

**D. Clarification to Section II. Special Instruction to the Bidder, Letter J., #3:**

Bidder shall submit one (1) original and one (1) copy of its Bid. This original of the Bid shall contain the original signature of the contracting authority. Clarification: This is only if submitting hand delivered or mailed bids. Electronic bids require one (1) copy of Bidder’s bid submittal.

All other provisions of the IFB shall remain unchanged.

Sincerely,  
Shannon Bailey, VCCO, VCO  
Director of Procurement  
[shannon.bailey1@nn.k12.va.us](mailto:shannon.bailey1@nn.k12.va.us)  
757-591-4560 x10752

\_\_\_\_\_  
Name of Firm

\_\_\_\_\_  
Signature/Title

\_\_\_\_\_  
Date



## ADDENDUM NO. 1



### IFB 015-0-2025/SNB Newport News Public Schools

#### Yates Elementary School Security Vestibule and Office Addition & Alterations

Newport News, Virginia  
March 17, 2025

The following additions, deletions and/or modifications are to be incorporated with the Contract Documents and acknowledgment of receipt of this Addendum shall be noted on the Bid Form submitted.

#### **INVITATION FOR BIDS**

1. Pre-Bid Meeting: A Pre-Bid meeting was held at the site of proposed construction on Monday, March 10, 2025. The meeting agenda and sign-in sheet from that meeting are posted herewith.

#### **PROJECT MANUAL AND SPECIFICATIONS**

2. Section 011000, SUMMARY OF WORK: Under Paragraph 1.6, Scope of Work, , Sub-Paragraph H, Closure of the School, ADD the following sentence to end of this Item:

"Tuesday, June 17, 2025 is a primary election day in Newport News. Yates Elementary School is a designated voting site. The Contractor shall stand-down all operations at front of the building and assure safe entrance and exit into and out of the Cafeteria at front the sidewalk. No demolition of the existing front canopy or sidewalk at this area shall commence before June 18, 2025."

3. Section 015000, TEMPORARY FACILITIES: Under Paragraph 1.4, Project Conditions, ADD the following sub-paragraph at end of this Part:

"D. Functionality Tests: The Contractor and electrical sub shall participate in a Pre-Construction Functionality Test of all electronic devices within the Work Area such as thermostats, motion detectors, cameras, speakers, public address, access readers, smartboards, etc. A similar test shall be performed upon completion of work. Contractor will be responsible to maintain all existing devices in working condition – whether temporarily removed/reinstalled or remaining in place. The Contractor shall be responsible for repairing or replacing any devices found not to be in working condition at the end of the project that were in good working condition at the beginning of the project."

4. SECTION 088723, SAFETY AND SECURITY WINDOW LAMINATES: Under Paragraph 3.3, Installation, REVISE sub-paragraph "A" in its entirety to read as follows:

"A. Install anti-fragmentation film laminate over glass surfaces at inner surface of the following locations as shown on the Drawings:

1. At all new exterior glass, including doors and fixed windows, of the new Addition;
2. At existing exterior entrance/exit doors and sidelights; and,

3. At specific interior storefront and door locations within the Security Vestibule and Reception Area.

Refer to the revised drawings included herewith for these locations."

## **PROJECT DRAWINGS**

*Revision #1 to the Drawings is included herewith as follows. Revised drawings have revisions clouded and annotated with the Revision #1 symbol.*

4. Architectural Drawing AD1.01: This drawing has been revised to include demolition of flooring and floor base finishes at an existing office next to the Clinic. New floor finish and wall base are scheduled elsewhere in the Addendum.
5. Architectural Drawing A0.01: This drawing has been revised to include elevation references of existing exterior door frames with glass that are to receive anti-fragmentation film.
6. Architectural Drawing A1.01: This drawing has been revised to include:
  - a) Omission of casework shown in Assistant Principal's Office, Room 103.
  - b) Relocation of the aforesaid omitted casework to Office 111.
7. Architectural Drawing A2.02: Elevation D1 in lower right-hand corner of this drawing has been updated to reflect relocation of the casework shown thereupon from Room 103 to Room 111.
8. Architectural Drawing A4.01: This drawing has been revised to include:
  - a) Omission of casework shown in Assistant Principal's Office, Room 103.
  - b) Revision of window designation labels at the Reception Area Room 104.
9. Architectural Drawing A4.02: This drawing has been revised to include:
  - a) Omission of casework shown in Assistant Principal's Office, Room 103.
  - b) Revision of window designation labels at the Reception Area Room 104.
10. Architectural Drawing A6.01: This drawing has been revised as follows:
  - a) Door and Frame Schedule:
    - 1) Door 104B has been revised to a Solid-Core Wood (SCW) door in a Hollow Metal (HM).
    - 2) Doors No. 104A, 104B and 111: These doors have been updated to include a 20-minute fire-resistance rating at each location.
  - b) Frame Elevations:
    - 1) Door and Sidelight Frame Elevations F1, F9 and F10 have been revised to indicate Hollow Metal (HM) designations (as shown in the Door and Frame Schedule) in lieu of (aluminum) Storefront (SF) designations.
    - 2) Door and Sidelight Frame Elevations F5, F7 and F8 have been revised to indicate application of Anti-Fragmentation Film to glass door inserts and sidelight glazing, as specified under Spec Section 088723.
    - 3) ADD Window Frame Elevations 'A', 'B,' and 'C' to this sheet. These elevations indicate layout of existing doors and frames designated to receive application of Anti-Fragmentation Film to glass door inserts and sidelight

glazing, as specified under Spec Section 088723.

11. Architectural Drawing A6.03: This drawing has been revised as follows:
  - a) Under the Room Finish Schedule, REVISE the floor and wall base finishes at Office Room 125. These will be new finishes to replace existing finishes shown to be removed on Demolition Drawing AD1.01.
  - b) Under the Finish Schedule General Notes at bottom of this sheet, ADD Note #5 which clarifies intent of painting existing structure at certain spaces.
12. Architectural Drawing A6.04: This drawing has been revised as follows:
  - a) Window Schedule:
    - 1) Window Designations 104C and 104D have been included to the Schedule. These were previously shown as "Location Not Found" in the mark column.
    - 2) Window Designation 106: The 45-minute fire-resistance rating designation for this window has been omitted.
  - b) Window Frame Types 'A' and 'B': These elevations indicate layout of new exterior windows and frames and are designated to receive application of Anti-Fragmentation Film to glazing, as specified under Spec Section 088723.

### **RESPONSES TO BIDDER INQUIRIES**

13. QUESTION: Specification Section 088723 Safety and Security Window Laminate. Specification section 088723 calls for security window film, however the drawings do not indicate where the security film is to be installed. Please provide guidance as to what window and or door glazing is to receive the security window film.  
RESPONSE: The locations for application of the film were specified under Section 088723, Para. 3.3 – all new exterior window and door locations. The Owner desires to add more locations, and thus the locations have been indicated on the drawings.
14. QUESTION: Frame Type F1 is called out as Storefront on the Door Frame Types but on the door schedule doors #105 and 106 are hollow metal doors calling for F1.  
RESPONSE: Frame Type F1 should be hollow metal, intended installation in a GWB partition, and has been amended thus.
15. QUESTION: Frame Type F5 is called out as Hollow metal on the Door Frame Types but on the door schedule door #104B is storefront calling for F5.  
RESPONSE: Door #104B shall be a SCW in a hollow metal frame (F5), not aluminum. It has been amended thus.
16. QUESTION: What does "X" denote on the door schedule? for example Doors # 119A, 119B, 120A, and 120B all call for XF1 which is not in the Door Frame Types. Does it denote existing?  
RESPONSE: Yes, 'X' in this instance mans existing.
17. QUESTION: In addition, doors #102 and #103 are hollow metal doors calling for storefront frames.  
RESPONSE: Doors #102 and #103 shall be SCW door type in HM frames, and are amended thus.

18. QUESTION: The first two windows on the window schedule are marked as "space not found." Where and what are these two openings. Is one of them 104A?

RESPONSE: These two windows are interior HM storefronts at the Reception Area where adjoins the Vestibule and the SRO area. We have amended these designations to 104C and 104D respectively so as not to confuse these frames with other door frames having the same number designation. Note that both windows in question have (in original documents) been indicated to receive fire-rated glazing.

ATTACHMENTS:

Reissued/Amended Architectural Drawing AD1.01 Demolition Floor Plan  
Reissued/Amended Architectural Drawing A0.01 Overall Floor Plan  
Reissued/Amended Architectural Drawing A1.01 Floor Plan  
Reissued/Amended Architectural Drawing A2.02 Casework Elevations  
Reissued/Amended Architectural Drawing A4.01 Enlarged Floor Plan ~ Dimensions  
Reissued/Amended Architectural Drawing A4.02 Enlarged Floor Plan ~ Notes  
Reissued/Amended Architectural Drawing A6.01 Door Schedule and Door Details  
Reissued/Amended Architectural Drawing A6.03 Finish Schedule and Door Details  
Reissued/Amended Architectural Drawing A6.04 Window Frames and Details

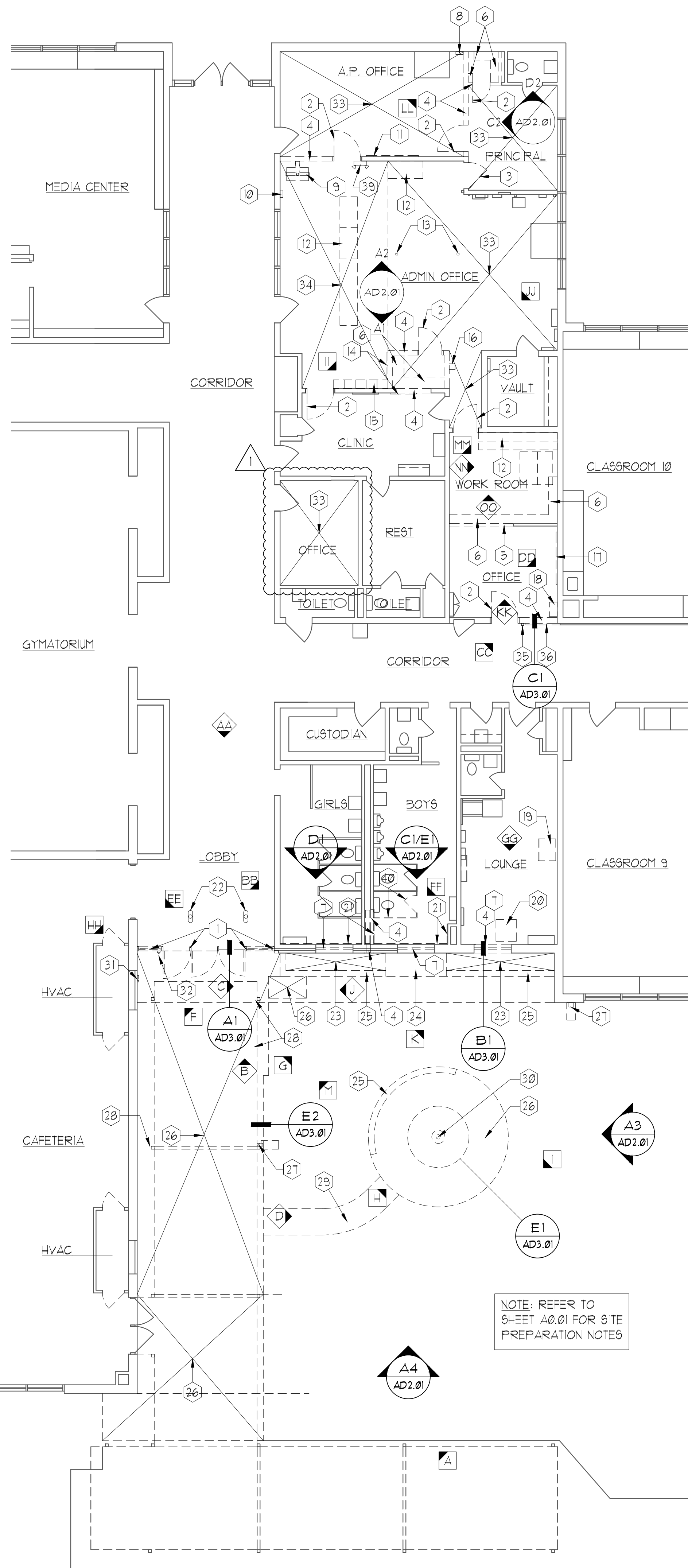
**End of Addendum No. 1**

**DEMOLITION NOTES:**

1. REMOVE HOLLOW METAL DOOR, WINDOW & FRAME. RETURN ALL DOOR HARDWARE TO OWNER.
2. REMOVE WOOD DOOR & HOLLOW METAL FRAME.
3. REMOVE WOOD DOOR, HOLLOW METAL FRAME TO REMAIN.
4. REMOVE BLOCK MASONRY WALL TO LIMITS SHOWN. TOOTH BLOCK TO REMAIN.
5. REMOVE STUD WALL TO LIMITS SHOWN.
6. REMOVE WOOD SHELVING.
7. REMOVE ALUMINUM WINDOWS.
8. REMOVE & RELOCATE UNIT VENTILATOR PANEL BOX. CONTRACTOR SHALL REMOVE CRT TELEVISION AND MOUNTING & PROPERLY DISPOSE OF.
9. REMOVE & RELOCATE TELEPHONE.
10. REMOVE & SALVAGE WHITE BOARD.
11. REMOVE BUILT-IN CASEWORK.
12. REMOVE POWER POLES.
13. REMOVE & SALVAGE BULLETIN BOARD.
14. REMOVE & SALVAGE MAILBOX CASEWORK FOR REINSTALLATION.
15. REMOVE & SALVAGE EPI-PEN KIT.
16. REMOVE CHALK BOARD.
17. REMOVE HVAC HOUSING.
18. REMOVE & SALVAGE REFRIGERATOR.
19. REMOVE & SALVAGE VENDING MACHINE.
20. REMOVE CERAMIC WALL TILE TO LIMITS SHOWN.
21. REMOVE & SALVAGE METAL DETECTORS.
22. REMOVE TOP SOIL & VEGETATION COMPLETE.
23. REMOVE MASONRY HVAC UNIT HOUSING.
24. REMOVE MASONRY PLANTER/DECORATIVE WALL.
25. REMOVE EXTERIOR CONCRETE PAVING.
26. REMOVE DOWNSPOUT & SPLASH BLOCK.
27. REMOVE COLUMNS & CANOPY STRUCTURE. REMOVE & SALVAGE LIGHTS.
28. REMOVE SLATE PAVING.
29. REMOVE FLAG POLE.
30. REMOVE & RELOCATE INTERCOM SYSTEM.
31. REMOVE & SALVAGE EXTERIOR CCTV CAMERA.
32. REMOVE CARPET TILE FLOORING AND RESILIENT & CERAMIC BASE.
33. REMOVE VCT FLOORING AND RESILIENT & CERAMIC BASE.
34. REMOVE & RELOCATE THERMOSTAT.
35. REMOVE TACK STRIP TO LIMIT SHOWN & CAP END.
36. REMOVE ROOF OVERHANG TO LIMITS SHOWN.
37. REMOVE LIMITED SECTION OF ALUMINUM STOREFRONT WINDOW SYSTEM & SAW CUT MASONRY WALL BELOW.
38. REMOVE & SALVAGE EMERGENCY LIGHTING.
39. REMOVE & SALVAGE TOILET PARTITIONS.
40. REMOVE & SALVAGE TOILET PARTITIONS.

**GENERAL DEMOLITION PLAN NOTES:**

1. COX CABLE MODEM AND CABLING SHALL BE SALVAGED AND REINSTALLED BY THE CONTRACTOR AT THE NEW OFFICE.
2. CONTRACTOR SHALL REMOVE & SALVAGE THE CCTV SECURITY CAMERA IN THE EXISTING MAIN OFFICE AND REINSTALL IN THE NEW MAIN OFFICE.
3. CONTRACTOR SHALL REMOVE & SALVAGE WIFI SENSOR IN EXISTING OFFICE AND REINSTALL AT THE SAME LOCATION.
4. THERE ARE TWO BOGEN CONSOLE PHONES IN THE EXISTING MAIN OFFICE. ONE SHOULD STAY WITH THE P.A. RACK AND THE OTHER SHALL BE SALVAGED AND REINSTALLED IN THE NEW OFFICE.
5. THERE ARE TWO PANIC BUTTON DEVICES IN THE EXISTING MAIN OFFICE. THE CONTRACTOR SHALL REMOVE, SALVAGE, STORE AND REINSTALL IN THE NEW MAIN OFFICE.
6. THE CONTRACTOR SHALL REMOVE & SALVAGE THE 911-LABELED PHONE IN THE MAIN OFFICE, AND REINSTALL IN THE NEW MAIN OFFICE.



**DEMOLITION FLOOR PLAN**

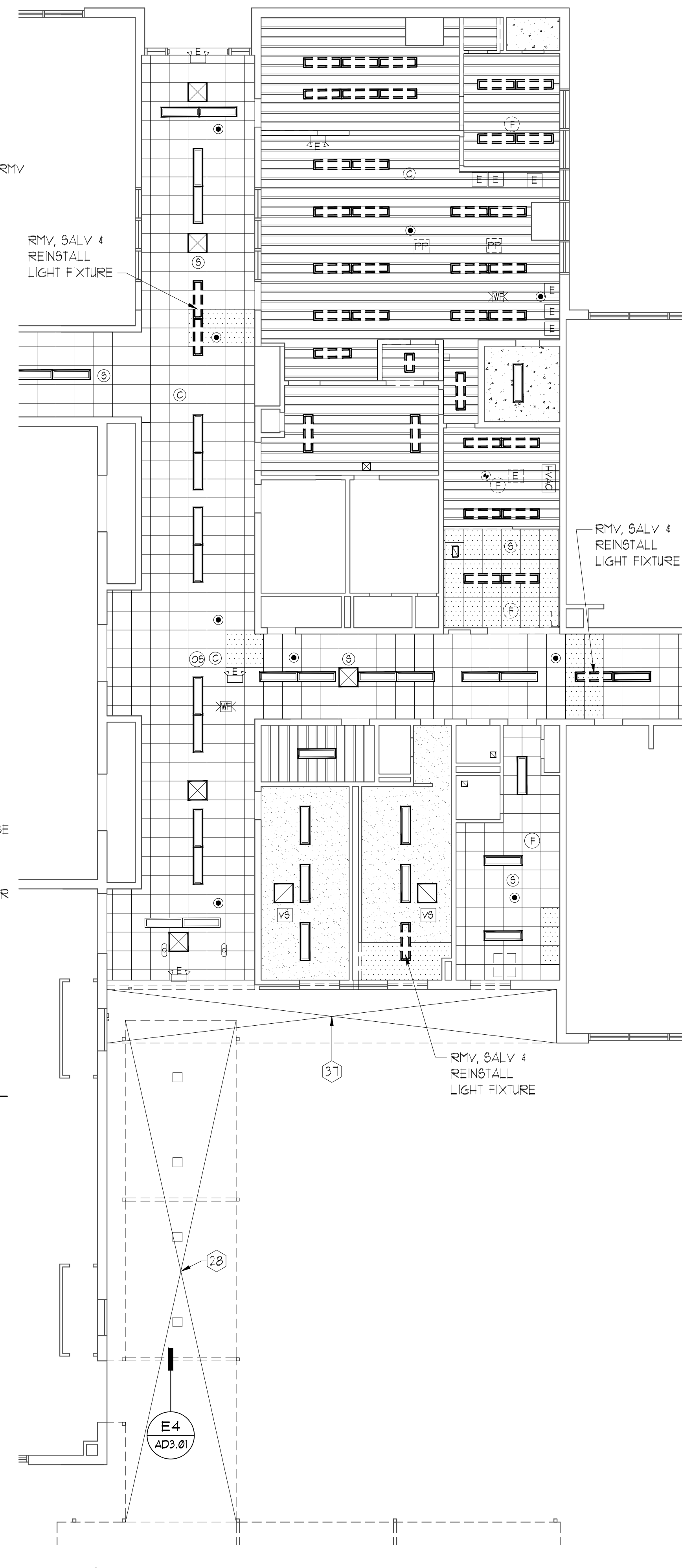
SCALE: 1/8"=1'-0"

**DEMOLITION CEILING LEGEND:**

- 2X2 CEILING GRID TO REMAIN
- RMV 2X2 CEILING GRID
- CONCRETE PANEL CEILING TO REMAIN
- GWB CEILING TO REMAIN
- EXPOSED FENESTRA LS DECK JOISTS & RMV CEILING PANELS BETWEEN THEM
- 1X4 LIGHT FIXTURE TO REMAIN
- REMOVE 1X4 LIGHT FIXTURE
- REMOVE & SALVAGE LIGHT FIXTURE
- SMOKE SENSOR TO REMAIN
- REMOVE & SALVAGE SMOKE SENSOR
- SUPPLY AIR DIFFUSER TO REMAIN
- RETURN AIR DIFFUSER TO REMAIN
- REMOVE RETURN AIR DIFFUSER
- CCTV CAMERA TO REMAIN
- REMOVE & SALVAGE CCTV SENSOR
- SPEAKER TO REMAIN
- REMOVE & SALVAGE SPEAKER
- WIFI SENSOR TO REMAIN
- REMOVE & SALVAGE WIFI SENSOR
- ELECTRICAL OUTLET/CONDUIT TO REMAIN
- REMOVE ELECTRICAL OUTLET/CONDUIT
- EMERGENCY LIGHT TO REMAIN
- REMOVE & SALVAGE EMERGENCY LIGHT
- FIRE ALARM STROBE TO REMAIN
- REMOVE & SALVAGE FIRE ALARM STROBE
- OCCUPANCY SENSOR TO REMAIN
- REMOVE & SALVAGE OCCUPANCY SENSOR
- REMOVE POWER POLE
- WALL-MOUNTED SPEAKER TO REMAIN
- VALVE BOX TO REMAIN
- HVAC UNIT TO REMAIN


**DEMOLITION PLAN LEGEND:**

- REMOVE BLOCK WALL TO LIMITS SHOWN
- REMOVE WALL MOUNTED OBJECTS
- REMOVE SEGMENT OF WINDOW GLAZING & MULLION
- REMOVE DOOR AND FRAME
- DOOR TO REMAIN
- REMOVE & SALVAGE SMART BOARD
- REMOVE WALL MOUNTED TELEVISION
- REMOVE WINDOW & FRAME
- WALL TO REMAIN
- PHOTO REFERENCE
- DEMOLITION WORK NOTE SYMBOL



**DEMOLITION CEILING PLAN**

SCALE: 1/8"=1'-0"



SECURITY VESTIBULE & OFFICE ADDITION & ALTERATIONS FOR YATES ELEMENTARY SCHOOL

73 MAXWELL LANE  
NEWPORT NEWS, VIRGINIA 23606

VIRGINIA DEPARTMENT OF EDUCATION PROJECT NO. 117-506-00-102

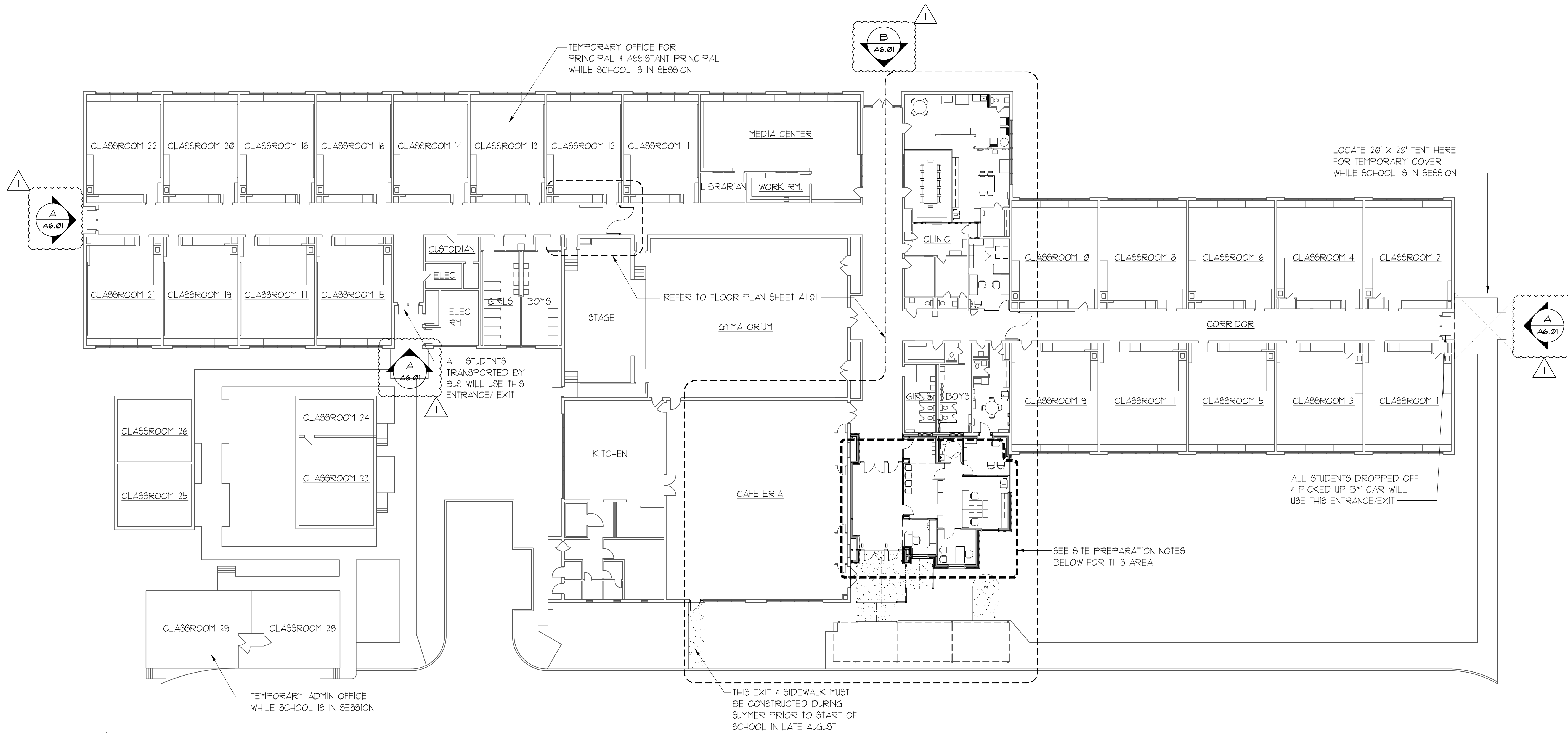


DECEMBER 30, 2024	DATE
REV 1	DESCRIPTION
1	REVISION

DEMOLITION FLOOR PLAN & REFLECTED CEILING PLAN

JOB NUMBER 2312


AD1.01



**OVERALL FLOOR PLAN**  
SCALE: 1/8"=1'-0"

**SITE PREPARATION NOTES:**

- IN ACCORDANCE WITH THE GEOTECHNICAL REPORT RECOMMENDATIONS APPENDED TO SPECIFICATION SECTION 011000, SUMMARY OF WORK, THE CONTRACTOR SHALL UNDERCUT THE BUILDING ADDITION SITE, PLUS FIVE FEET BEYOND UNENCUMBERED EDGES (I.E. WITHOUT THE EXISTING BUILDING OR FOUNDATION OBSTRUCTING) TO A MINIMUM DEPTH OF TWO FEET BELOW EXISTING GRADE AFTER REMOVING THE UPPER 4-6 INCHES OF TOPSOIL AND/OR SIDEWALKS, TO A NET DEPTH OF 2'-6" BELOW TOP OF EXISTING GRADE. DO NOT UNDERCUT EXISTING FOOTINGS AND VOID/MINIMIZE ANY UNDERCUT OF EXISTING FLOOR SLAB.
- FILL AND COMPACT THE ENTIRE BUILDING PAD TO AN ELEVATION NOT LESS THAN FOUR INCHES BELOW EXISTING FINISH FLOOR OF THE BUILDING. FILL AND COMPACT IN 8-INCH LIFTS, USING SELECT SOIL MATERIALS IN ACCORDANCE WITH THE GEOTECHNICAL REPORT, CLASSIFIED AS A 'STRUCTURAL' FILL. ACCEPTABLE MATERIALS CLASSIFIED AS 'GENERAL' FILL MAY BE USED AT EXTERIOR AREAS AND BENEATH PAVEMENTS, BUT SHALL NOT BE USED BENEATH THE BUILDING ADDITION, FOUNDATION OR INTERIOR FLOOR SLAB.
- BRING TO THE IMMEDIATE ATTENTION OF THE ARCHITECT AND OWNER'S REPRESENTATIVE ANY SUBSOIL CONDITIONS, OBSTRUCTIONS OR EXCESSIVE GROUNDWATER THAT IMPEDE PLACEMENT OF FILL AFTER THE UNDERCUT IS COMPLETED.
- THE ENTIRE BUILDING PAD AND UNDERCUT AREA SHALL BE FREE OF 'BLUE' CLAY AND OTHER EXPANSIVE OR NON-COHESIVE SUBSOILS.
- POISON THE SUB-SOILS BENEATH ALL NEW FOUNDATIONS THOROUGHLY, INCLUDING FOOTINGS AND FLOOR SLABS, PRIOR TO PLACING CONCRETE, PERIMETER INSULATION OR UNDERSLAB MOISTURE BARRIER. PROVIDE THE OWNER A CERTIFICATE OF COMPLETION ATTESTING TO THE WORK, THE TYPE(S) OF POISON USED, AND A WARRANTY. REFER TO SPECIFIED REQUIREMENTS UNDER SECTION 31316, TERMITES CONTROL.



SECURITY VESTIBULE &  
OFFICE ADDITION &  
& ALTERATIONS FOR  
YATES ELEMENTARY SCHOOL  
73 MAXWELL LANE  
NEWPORT NEWS, VIRGINIA 23606

VIRGINIA DEPARTMENT OF  
EDUCATION PROJECT NO.  
11T-506-00-102





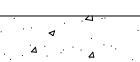


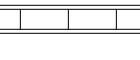







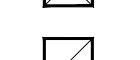

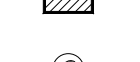
















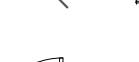



REVISION #	DESCRIPTION	DATE
1		3/17/25

OVERALL FLOOR  
PLAN


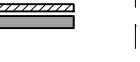








JOB NUMBER 2312

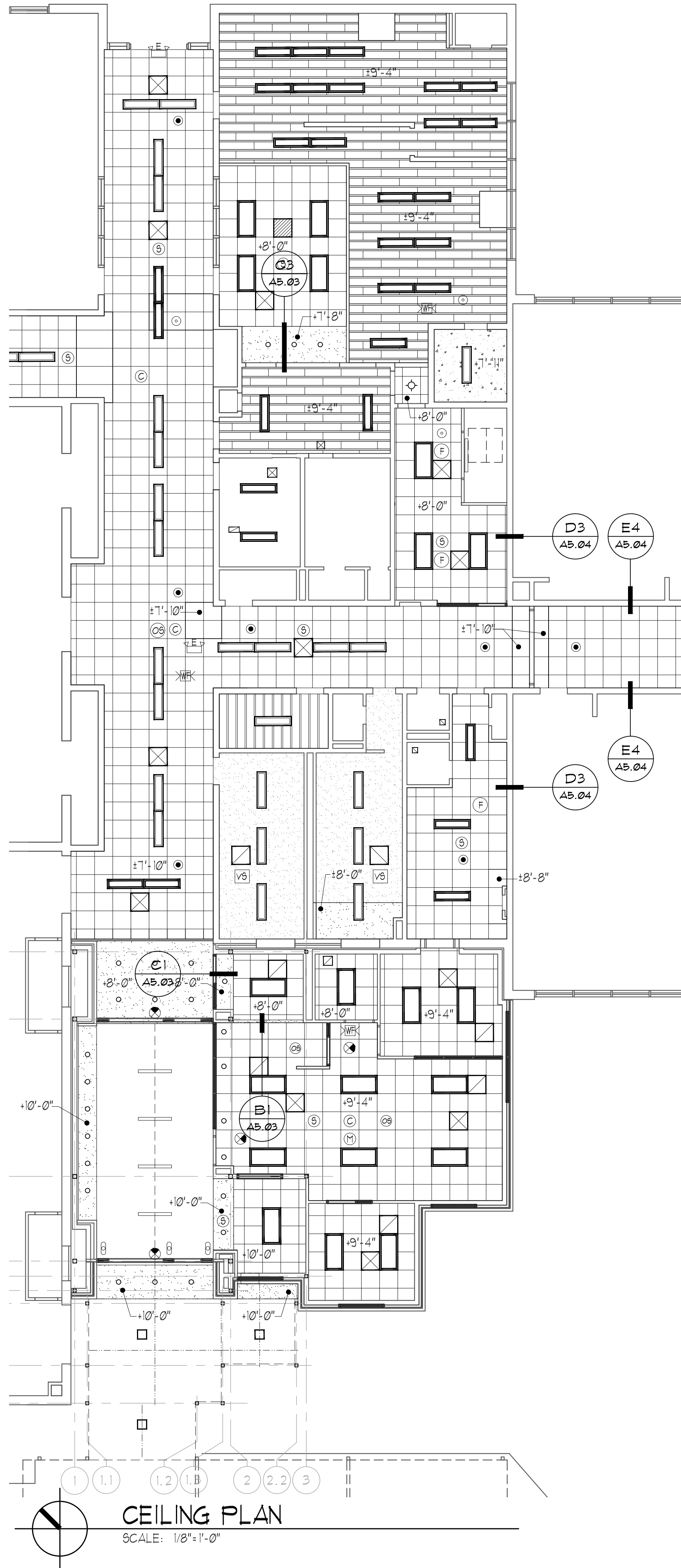
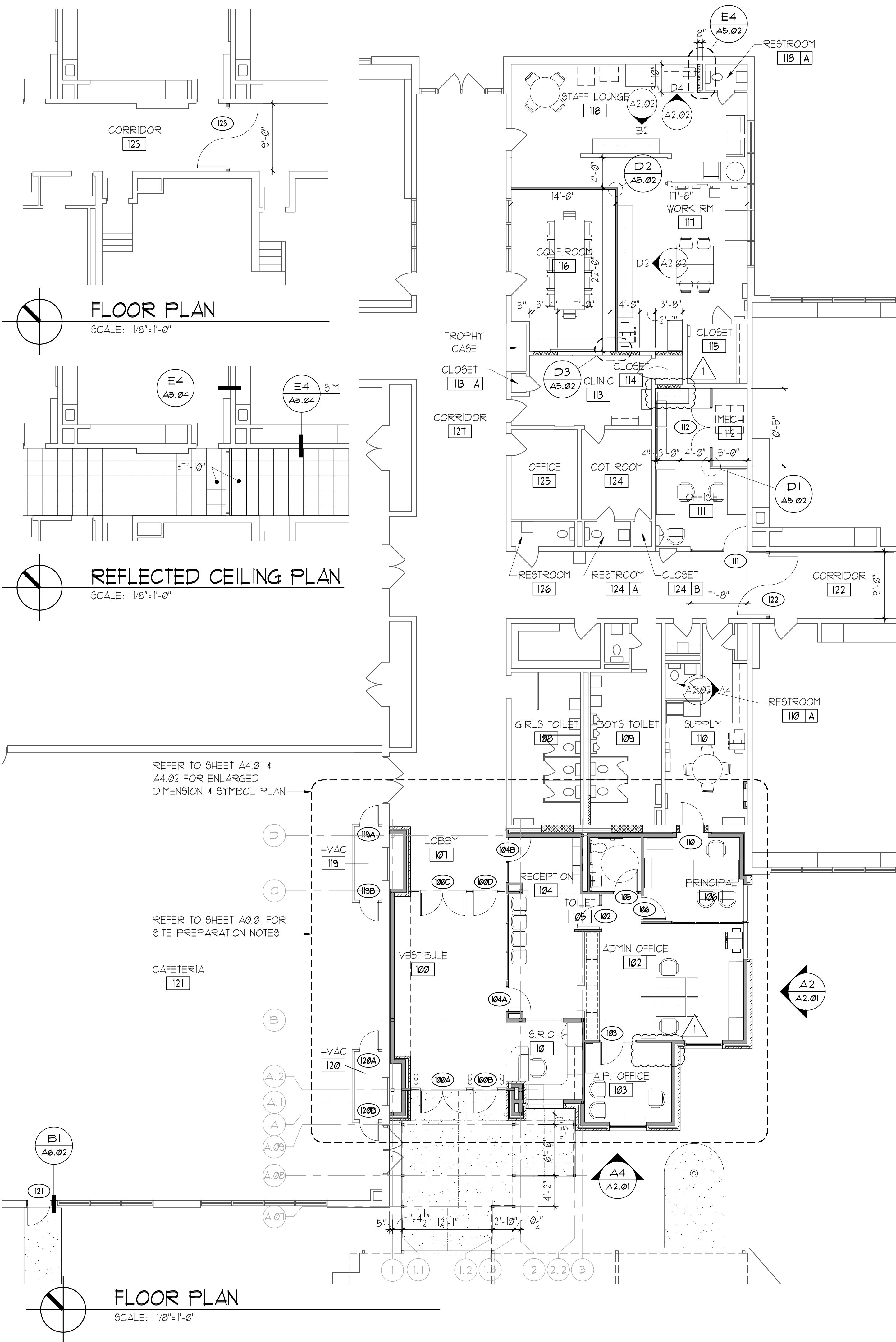
A0.01

**REFLECTED CEILING LEGEND:**

-  2X2 CEILING GRID TO REMAIN
-  2X2 CEILING GRID
-  CONCRETE PANEL CEILING TO REMAIN
-  GWB CEILING TO REMAIN
-  GWB CEILING
-  EXPOSED FENESTRA L5 DECK JOISTS & NEW ACOUSTICAL CEILING PANELS
-  1X4 LIGHT FIXTURE TO REMAIN
-  1X4 LIGHT FIXTURE
-  2X4 LIGHT FIXTURE
-  RECESSED DOWNLIGHT
-  SURFACE MOUNTED LIGHT
-  PENDANT LIGHT FIXTURE
-  REINSTALL SALVAGED EXTERIOR LIGHT
-  SMOKE SENSOR TO REMAIN
-  REINSTALL SALVAGED SMOKE SENSOR
-  SUPPLY AIR DIFFUSER TO REMAIN
-  SUPPLY AIR DIFFUSER
-  RETURN AIR DIFFUSER TO REMAIN
-  RETURN AIR DIFFUSER
-  SPLIT SYSTEM UNIT
-  CCTV SENSOR TO REMAIN
-  REINSTALL SALVAGED CCTV SENSOR
-  SPEAKER TO REMAIN
-  REINSTALL SALVAGED SPEAKER
-  WIFI SENSOR TO REMAIN
-  REINSTALL SALVAGED WIFI SENSOR
-  EMERGENCY LIGHT TO REMAIN
-  FIRE ALARM STROBE TO REMAIN
-  REINSTALL SALVAGED FIRE ALARM STROBE
-  OCCUPANCY SENSOR TO REMAIN
-  REINSTALL SALVAGED OCCUPANCY SENSOR
-  INSTALL MOTION DETECTOR
-  VALVE BOX TO REMAIN
-  HVAC UNIT TO REMAIN
-  CEILING MOUNTED EXIT LIGHT
-  'X'-'X' CEILING SURFACE HEIGHT AFF

**FLOOR PLAN LEGEND:**

-  METAL STUD W/BRICK VENEER EXTERIOR WALL CONSTRUCTION
-  METAL STUD & BRICK VENEER WALL INTERIOR WALL CONSTRUCTION
-  BLOCK WALL
-  METAL STUD INTERIOR WALL
-  WINDOW, SEE SCHEDULE FOR DETAILS
-  MASONRY WALL TO REMAIN
-  DOOR TO REMAIN
-  NEW DOOR, SEE SCHEDULE FOR DETAILS
-  CONCRETE PAVING
-  DOOR TAG
-  WINDOW TAG



**HUDSON+ASSOCIATES**  
**ARCHITECTS**  
 120 WEST QUEENS WAY SUITE 201 HAMPTON, VA 23669  
 (757) 722-1964

**SECURITY VESTIBULE & OFFICE ADDITION & ALTERATIONS FOR YATES ELEMENTARY SCHOOL**

73 MAXWELL LANE  
 NEWPORT NEWS, VIRGINIA 23606

VIRGINIA DEPARTMENT OF EDUCATION PROJECT NO. 11T-506-00-102



DECEMBER 30, 2024  
 REV DESCRIPTION DATE  
 1 REVISION \* 3/17/25

FLOOR PLAN & REFLECTED CEILING PLAN

JOB NUMBER 2312

**A1.01**

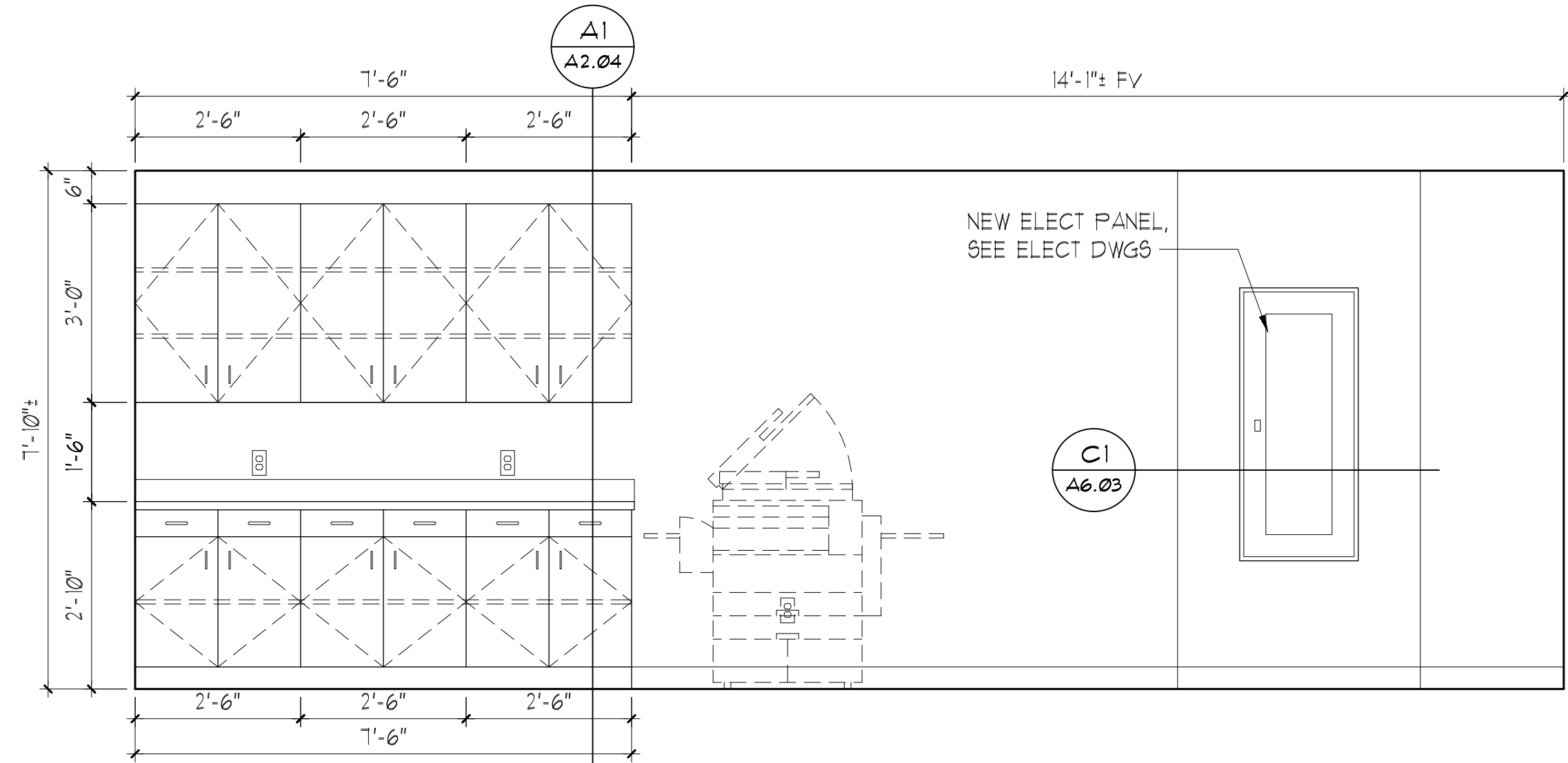
**CEILING PLAN**  
 SCALE: 1/8"=1'-0"

**FLOOR PLAN**  
 SCALE: 1/8"=1'-0"

**REFLECTED CEILING PLAN**  
 SCALE: 1/8"=1'-0"

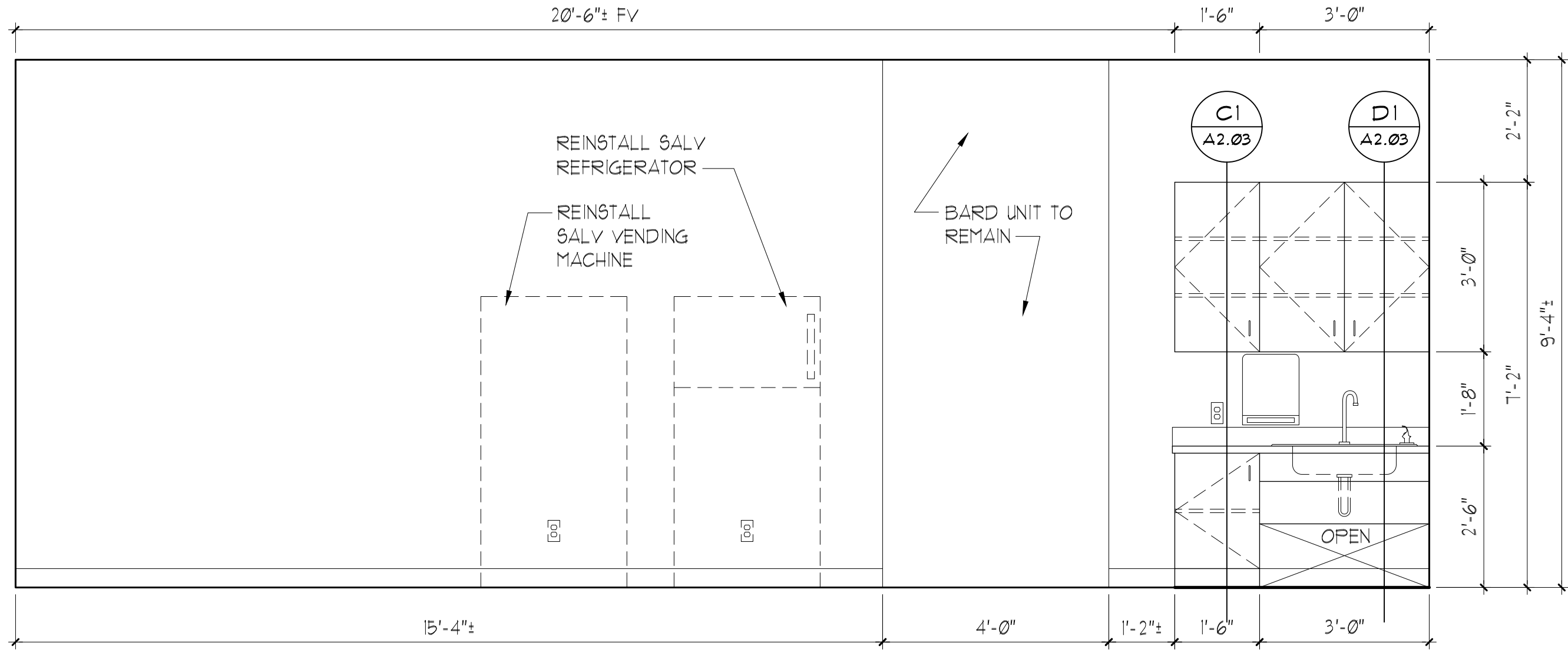
**FLOOR PLAN**  
 SCALE: 1/8"=1'-0"





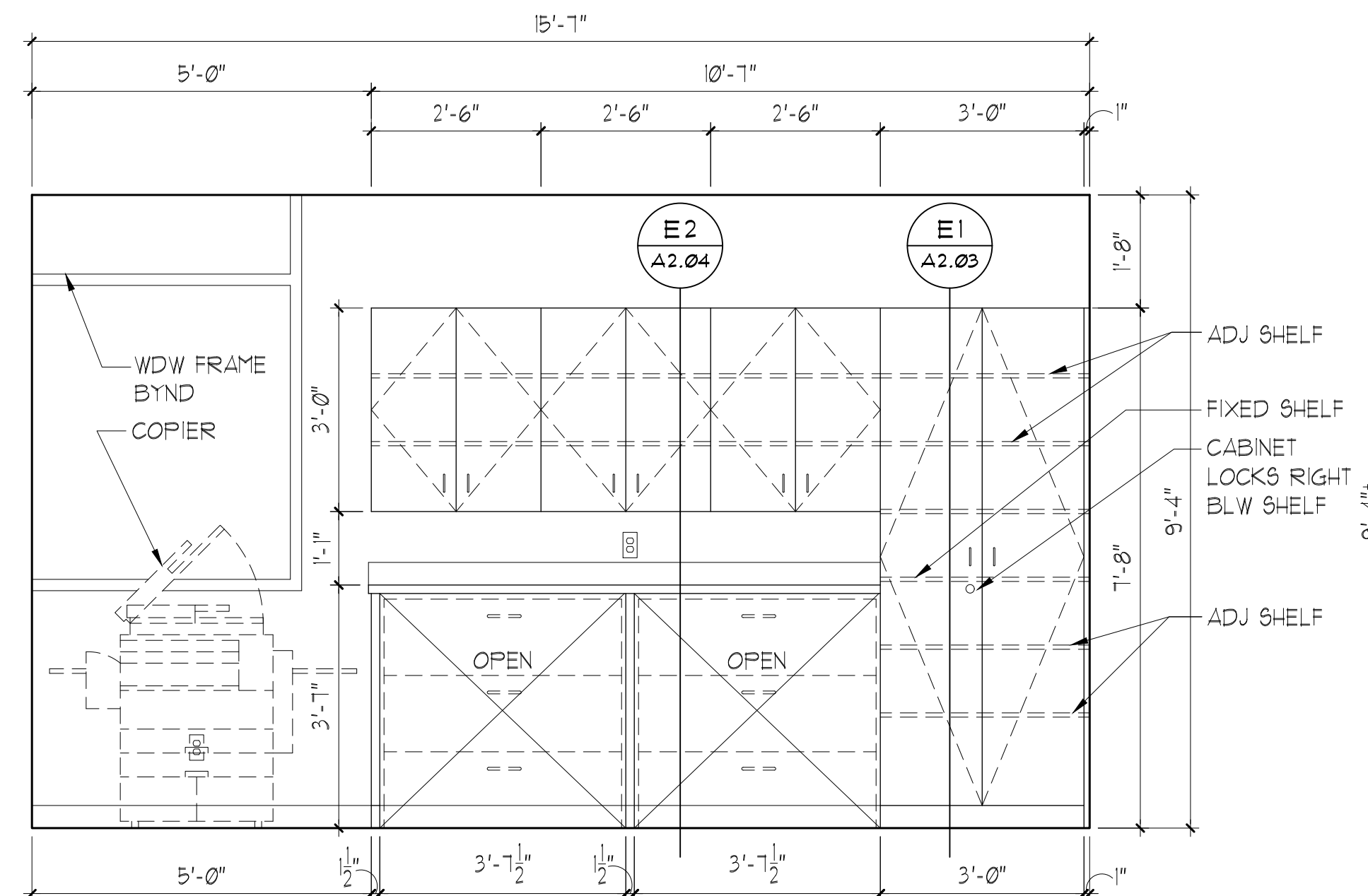
**A4 ELEVATION**

SCALE: 1/2"=1'-0" SUPPLY



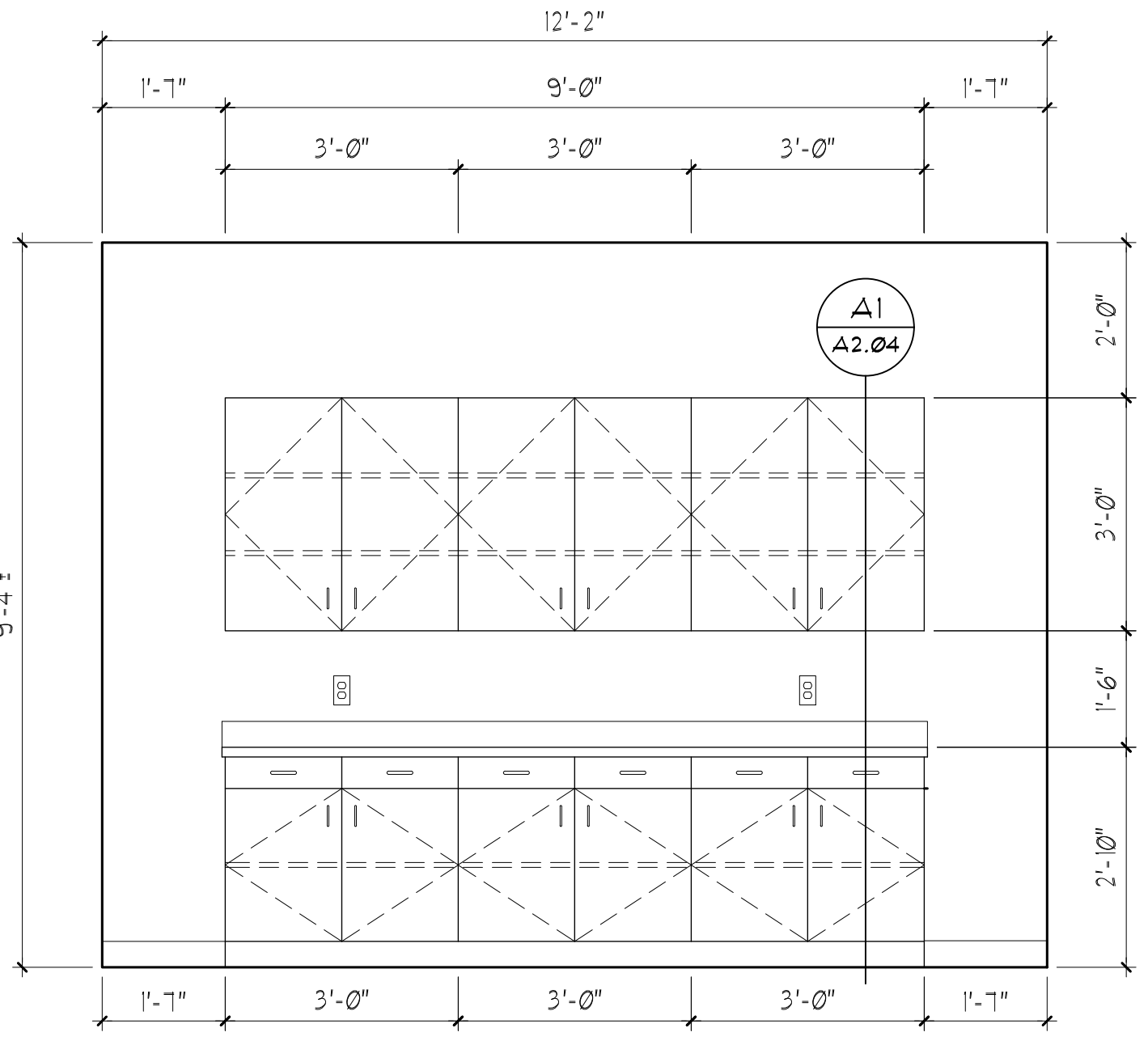
**D4 ELEVATION**

SCALE: 1/2"=1'-0" STAFF LOUNGE



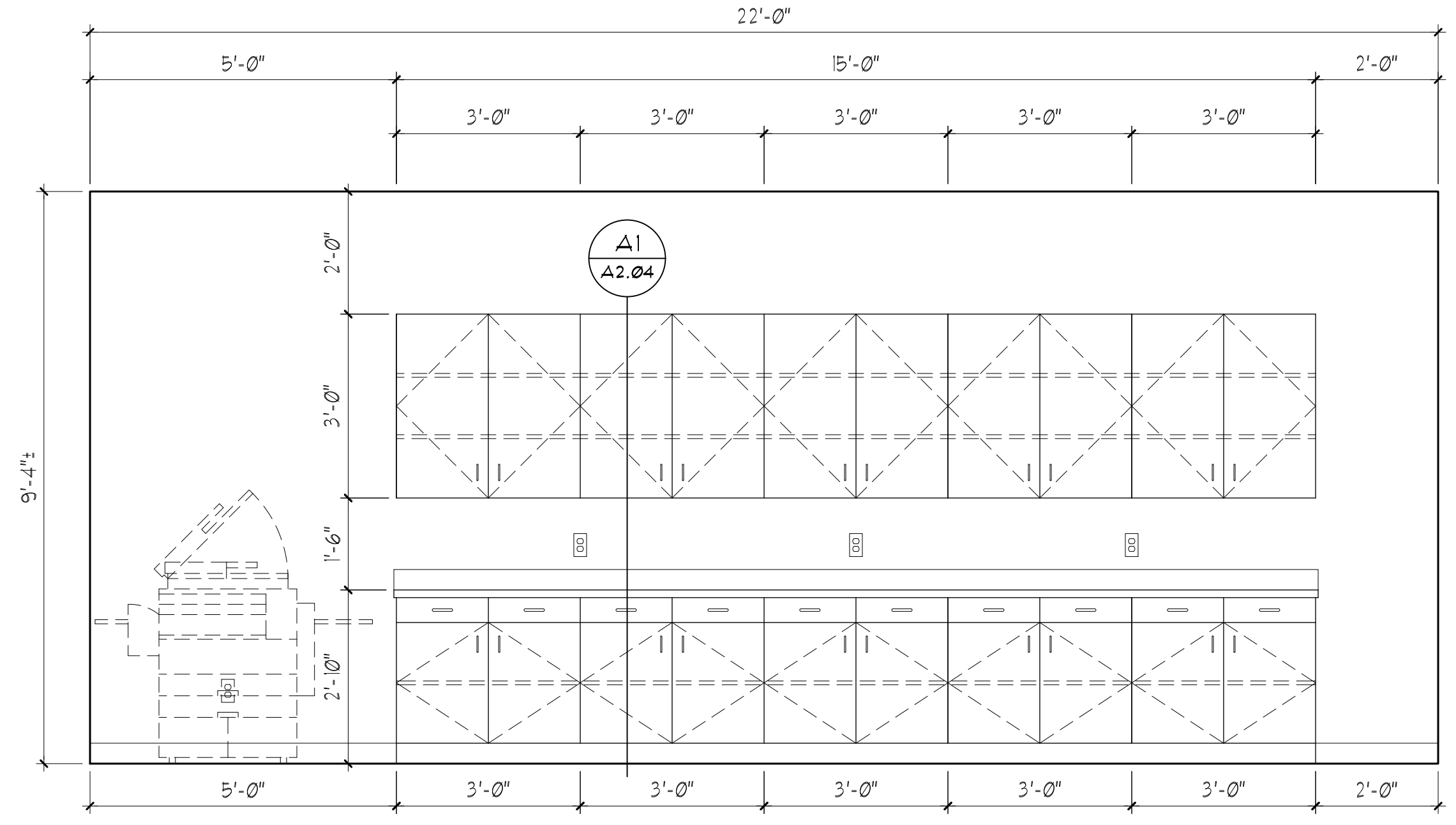
**A2 ELEVATION**

SCALE: 1/2"=1'-0" ADMIN OFFICE



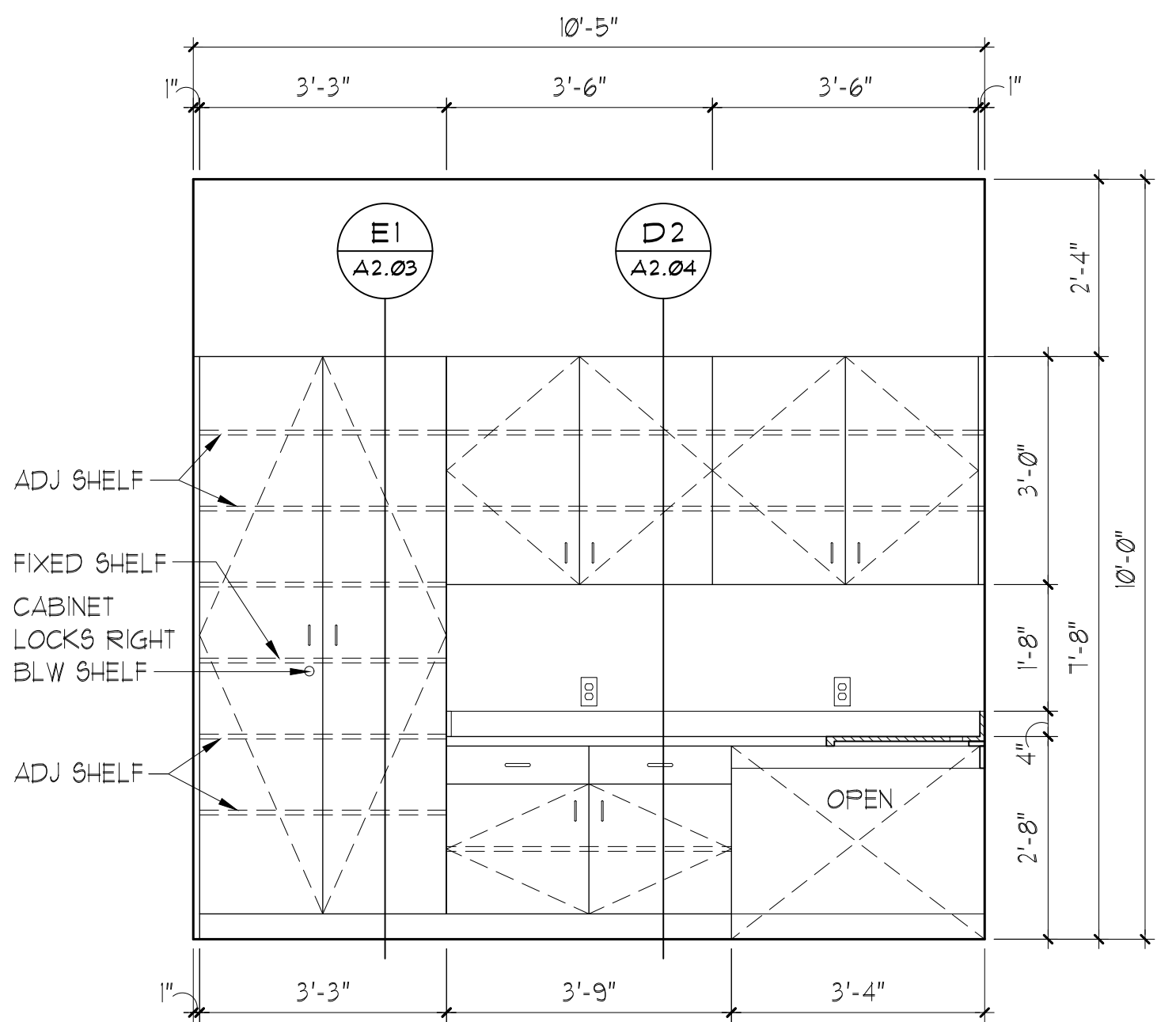
**B2 ELEVATION**

SCALE: 1/2"=1'-0" STAFF LOUNGE



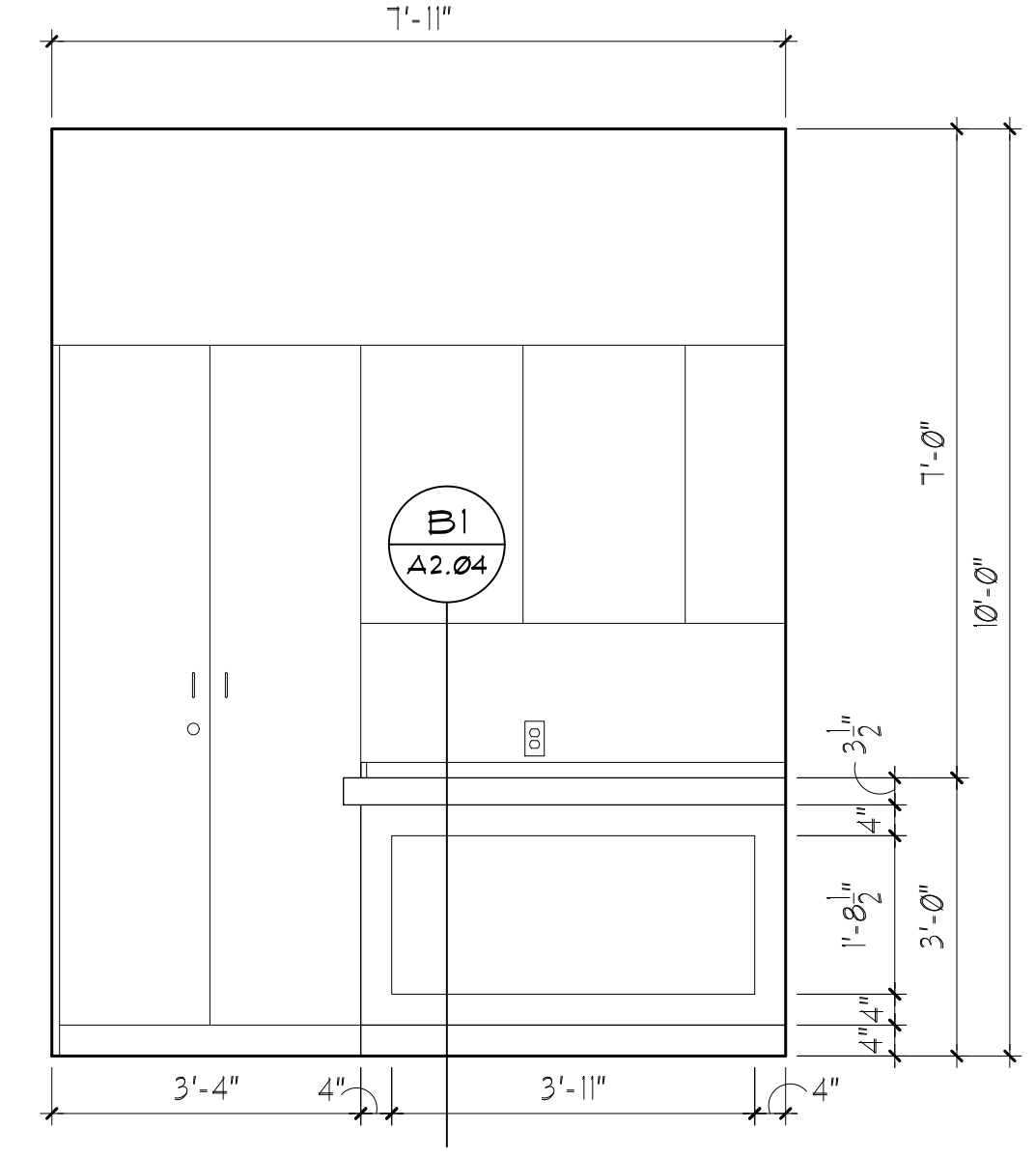
**D2 ELEVATION**

SCALE: 1/2"=1'-0" WORK RM



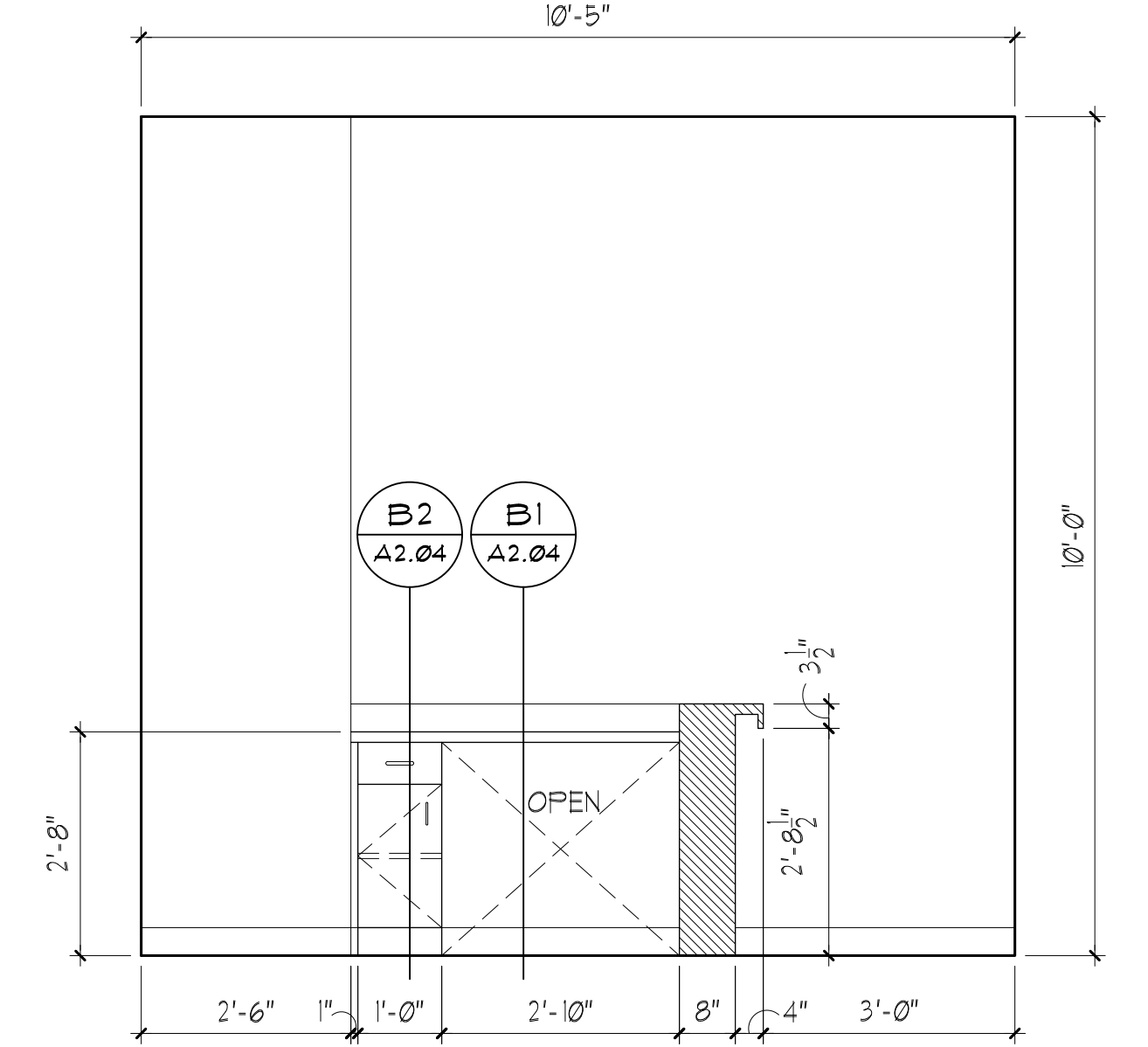
**A1 ELEVATION**

SCALE: 1/2"=1'-0" S.R.O.



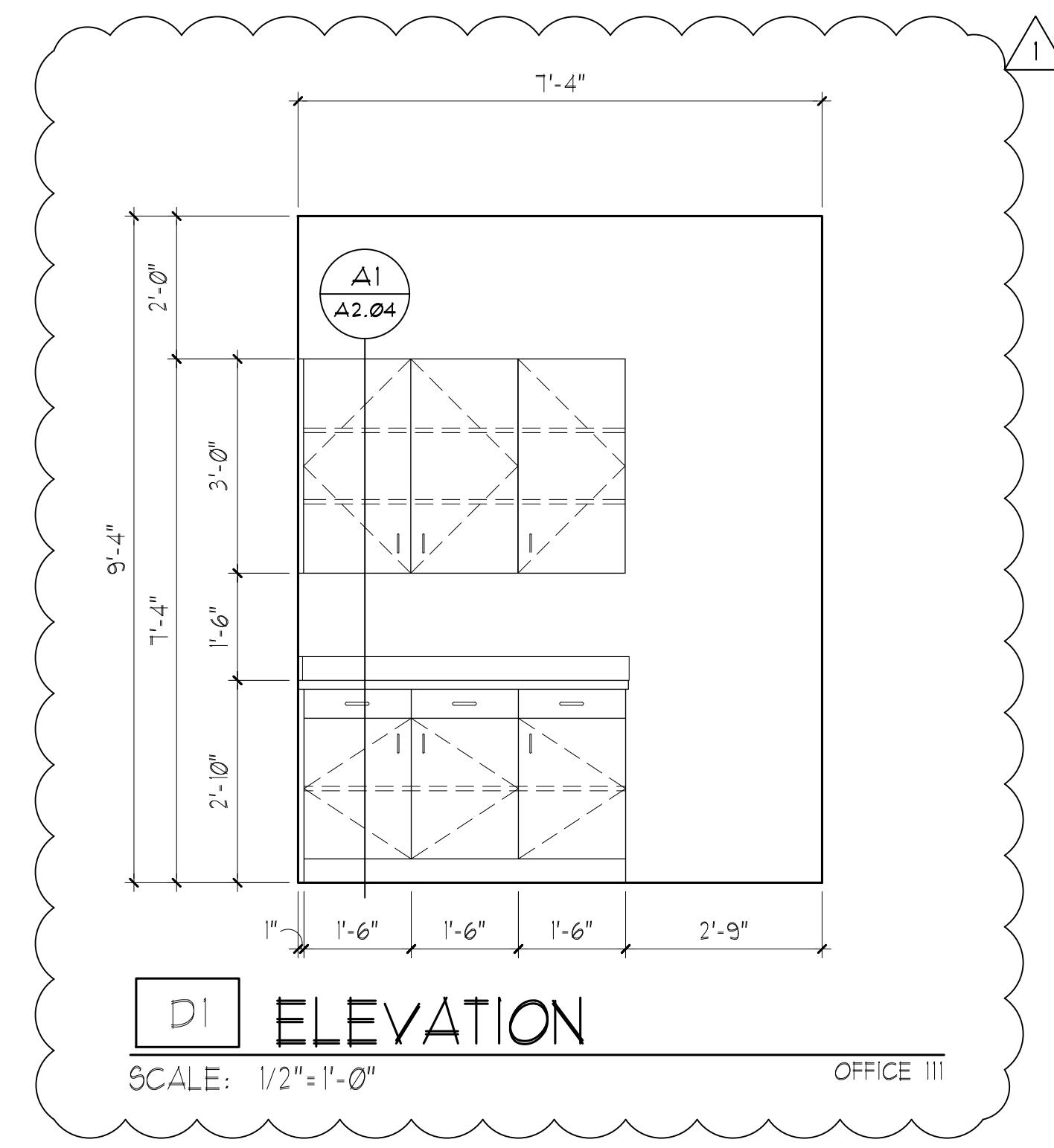
**B1 ELEVATION**

SCALE: 1/2"=1'-0" S.R.O.




**C1 ELEVATION**

SCALE: 1/2"=1'-0" S.R.O.



**D1 ELEVATION**

SCALE: 1/2"=1'-0" OFFICE III



SECURITY VESTIBULE &  
OFFICE ADDITION &  
& ALTERATIONS FOR  
YATES ELEMENTARY SCHOOL  
73 MAXWELL LANE  
NEWPORT NEWS, VIRGINIA 23606

VIRGINIA DEPARTMENT OF  
EDUCATION PROJECT NO.  
11T-506-00-102



REV	DESCRIPTION	DATE
1	REVISION #1	3/17/25

CASEWORK  
ELEVATIONS

JOB NUMBER 2312

A2.02

SECURITY VESTIBULE &  
 OFFICE ADDITION &  
 ALTERATIONS FOR  
 YATES ELEMENTARY SCHOOL

73 MAXWELL LANE  
 NEWPORT NEWS, VIRGINIA 23606

VIRGINIA DEPARTMENT OF  
 EDUCATION PROJECT NO.  
 11T-506-00-102

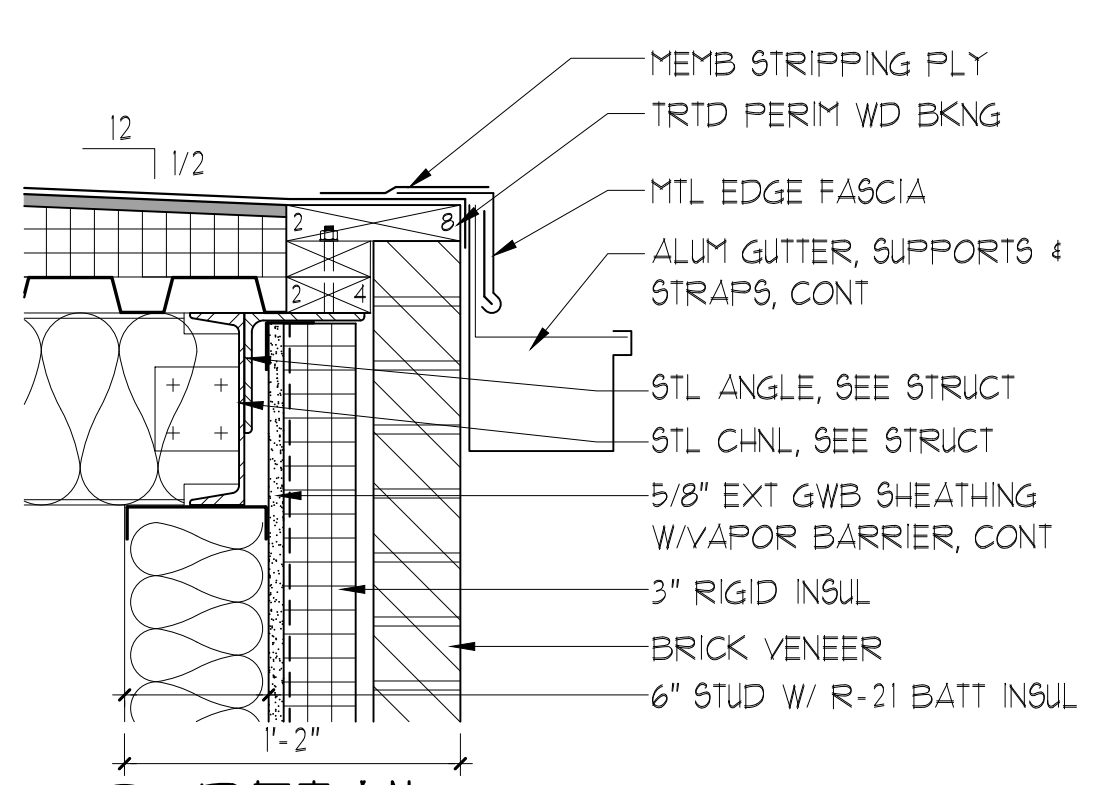


DECEMBER 30, 2024  
 REV DESCRIPTION DATE  
 1 REVISION \* 3/11/25

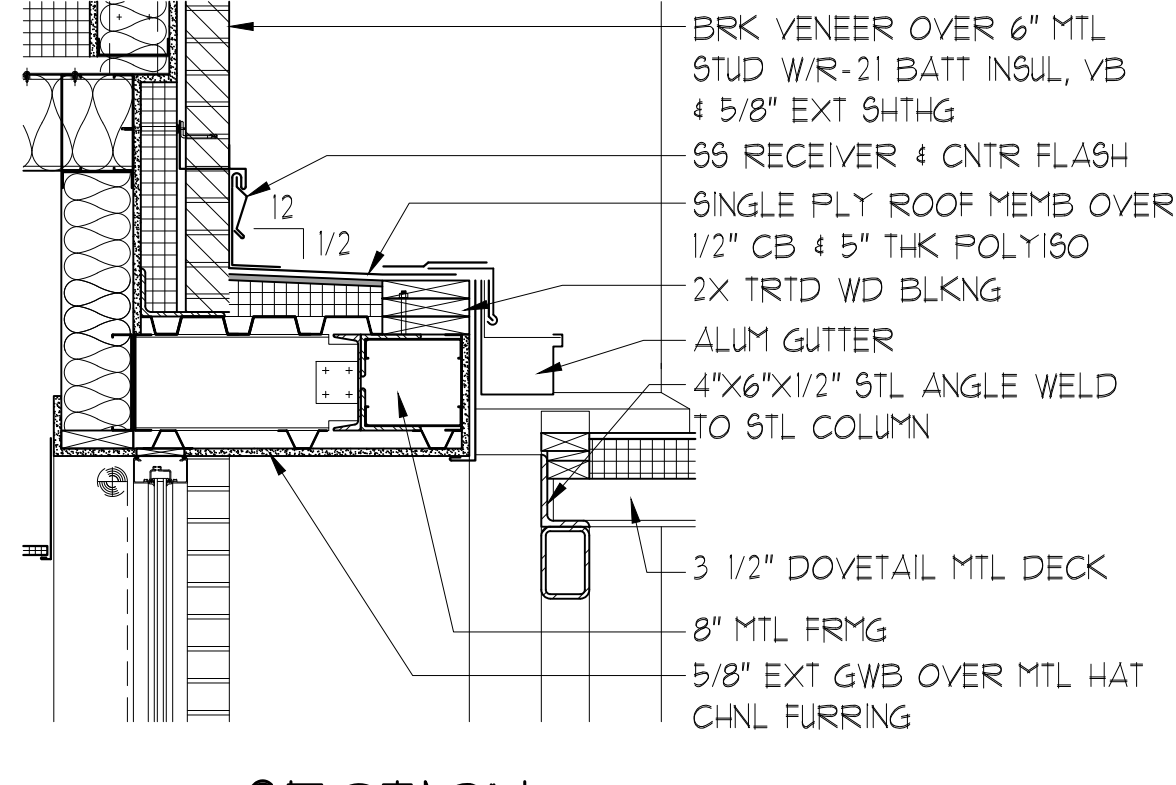
ENLARGED FLOOR  
 PLAN - DIMENSION  
 PLAN

JOB NUMBER 2312

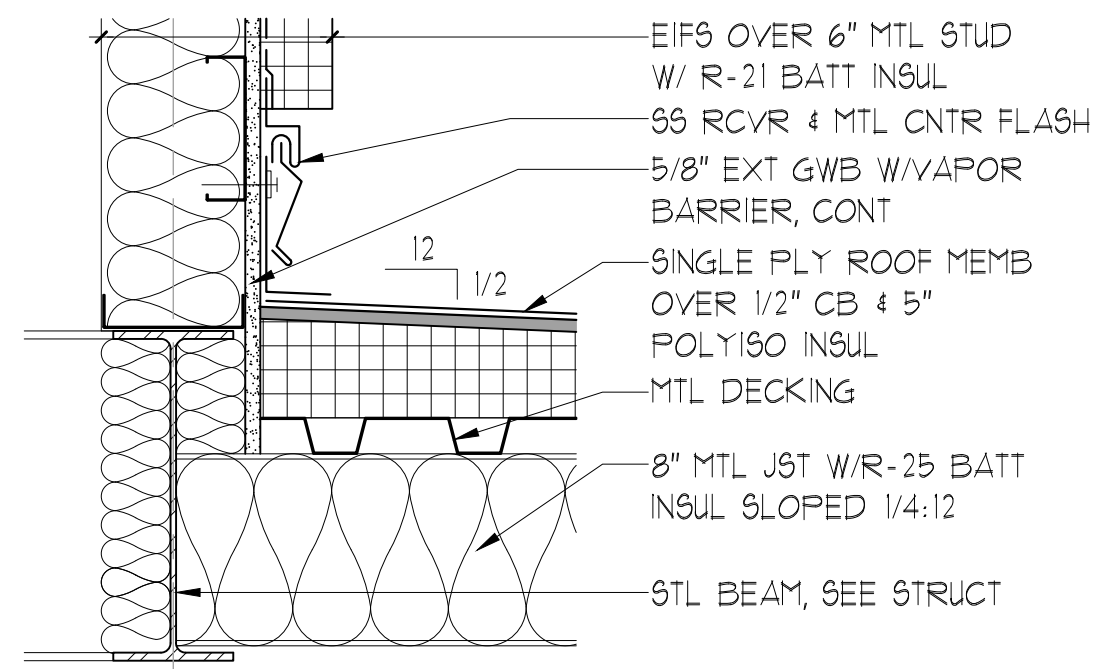
A4.01



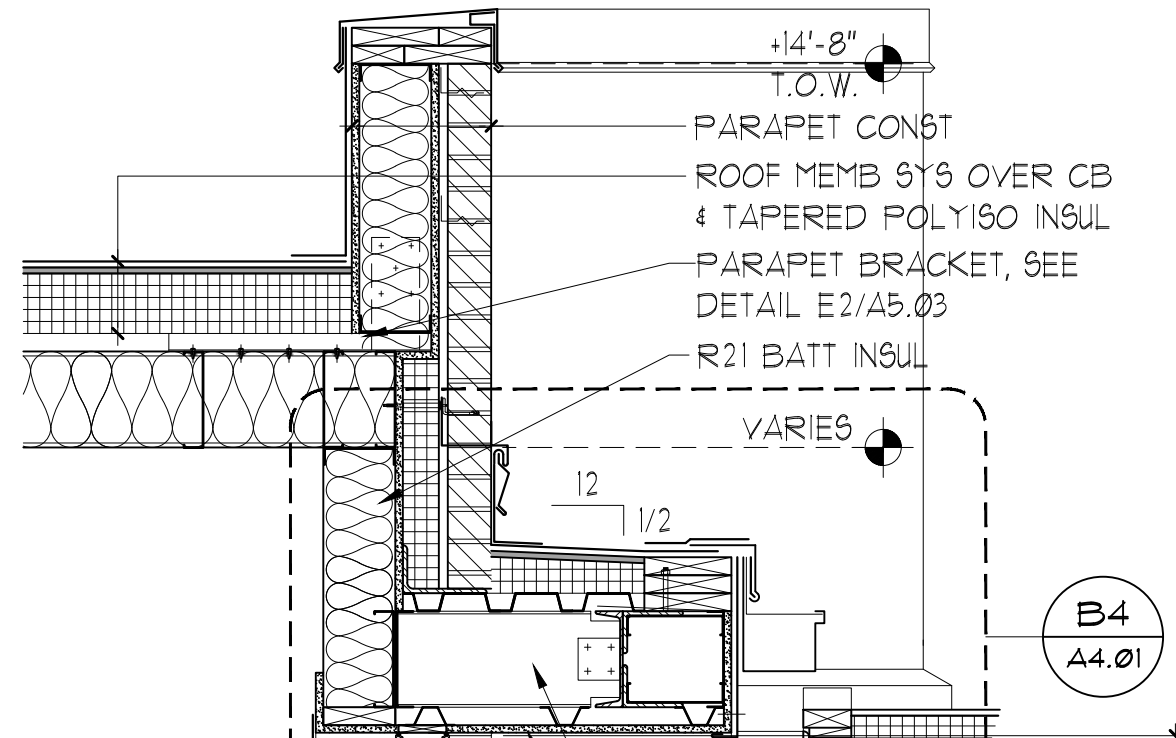
A4 DETAIL  
 SCALE: 1/2" = 1'-0"



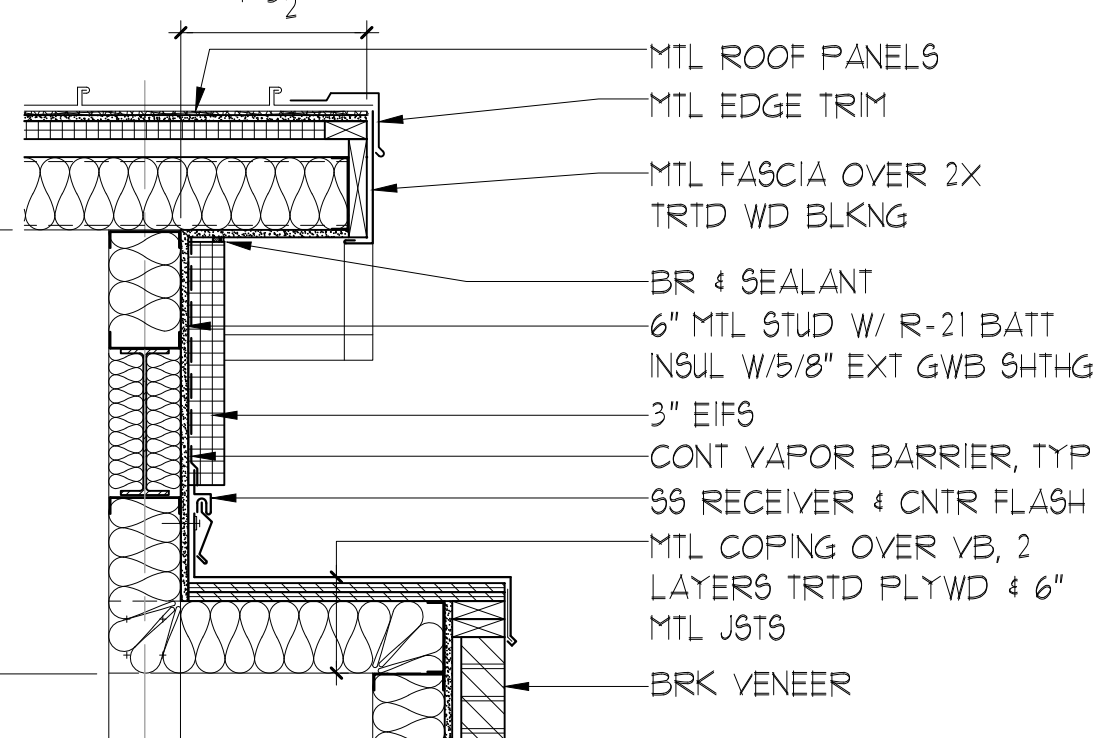
B4 SECTION  
 SCALE: 3/4" = 1'-0"



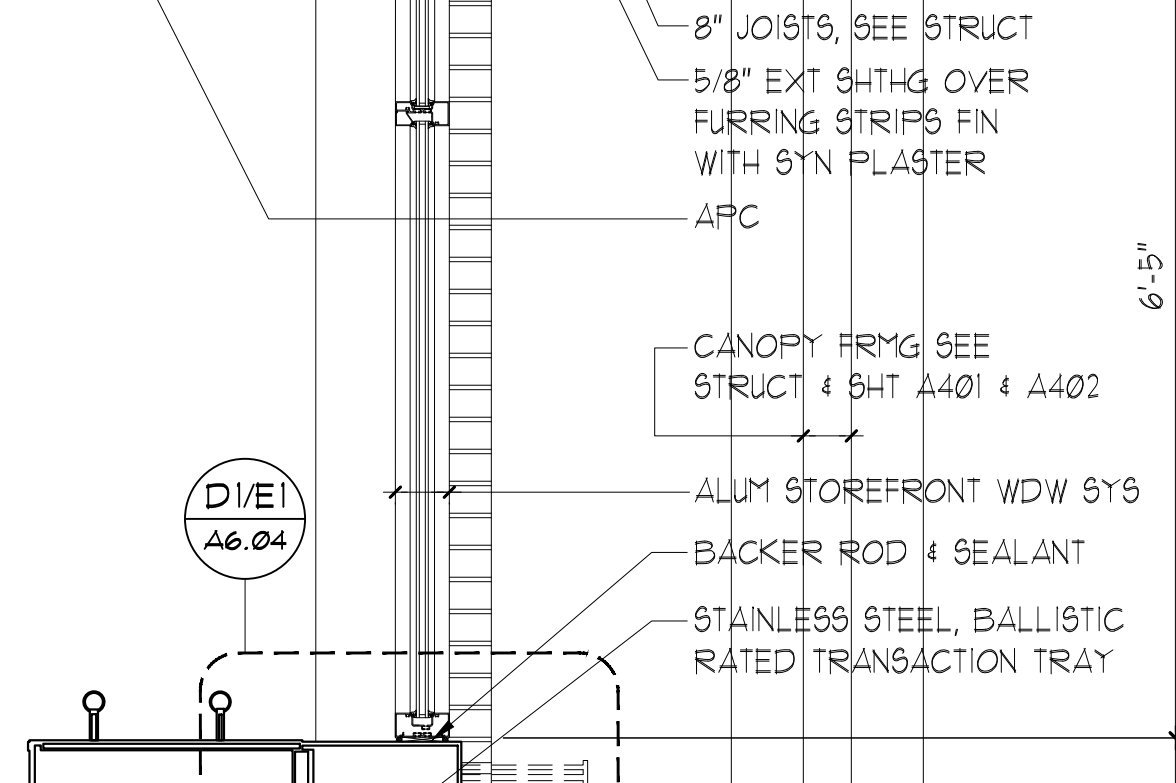
A3 DETAIL  
 SCALE: 1/2" = 1'-0"



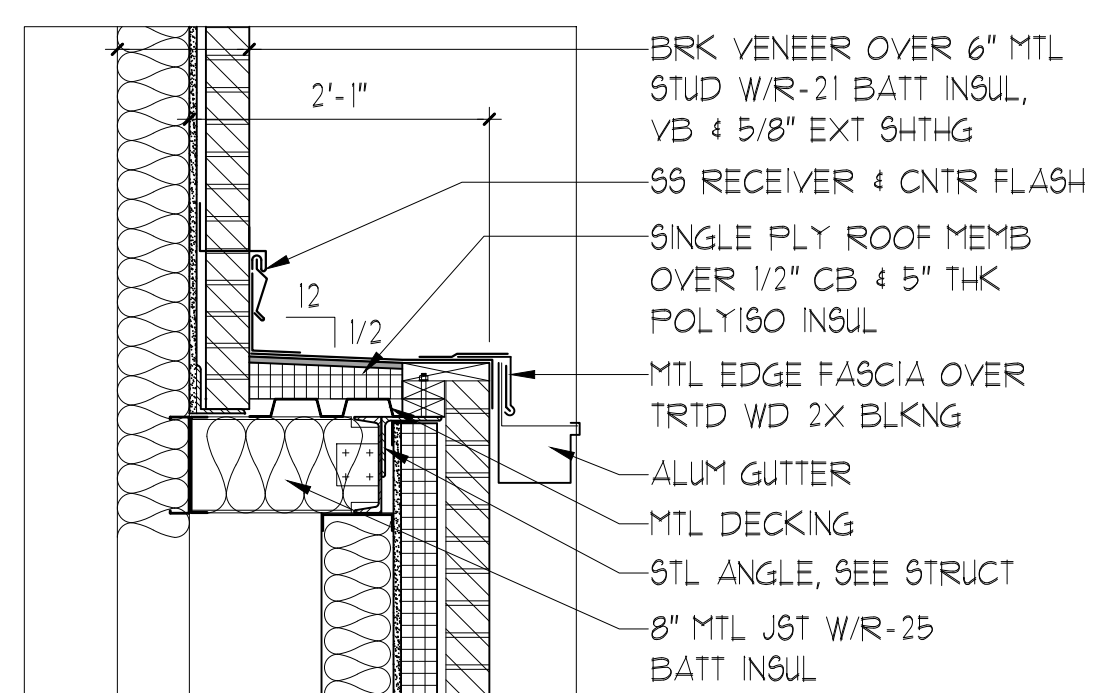
B4  
 A4.01



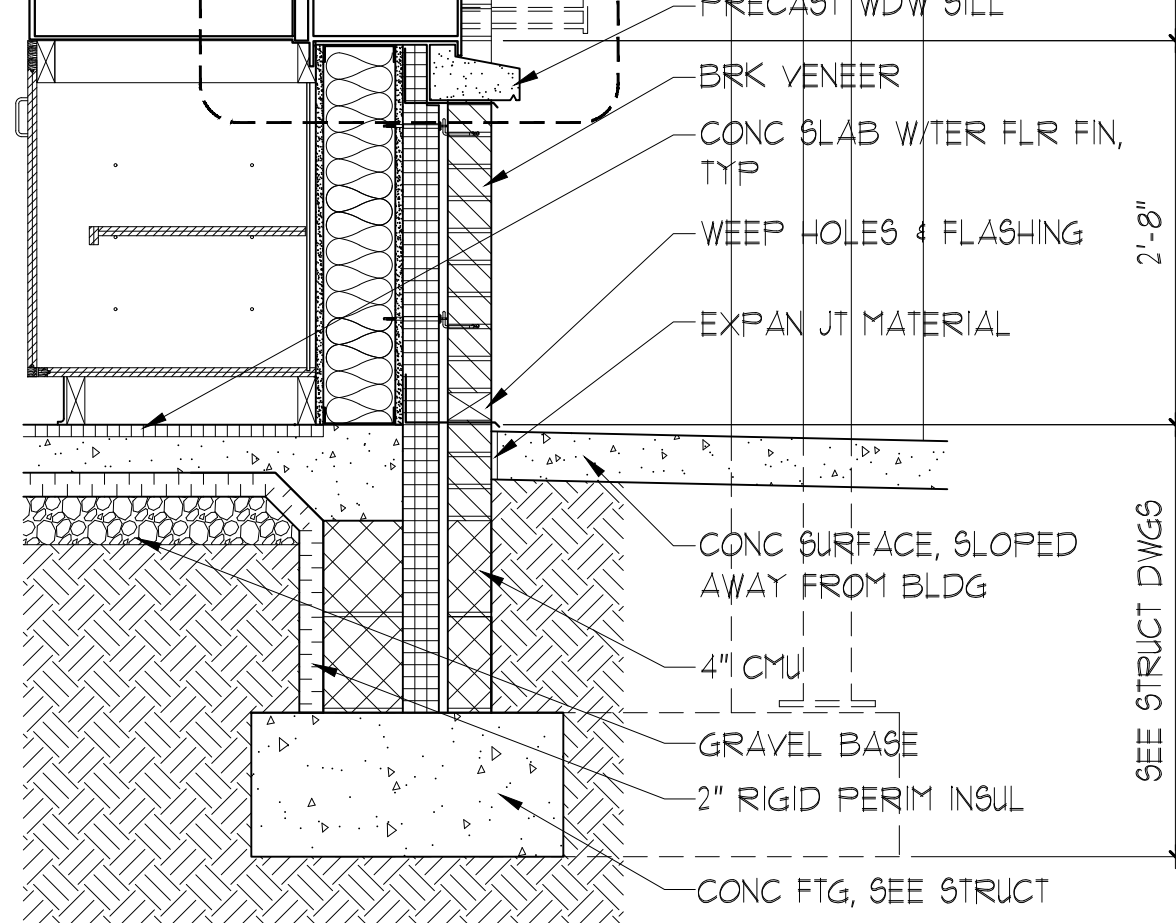
A2 DETAIL  
 SCALE: 3/4" = 1'-0"



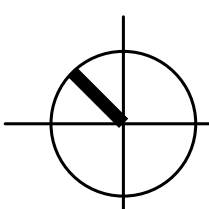
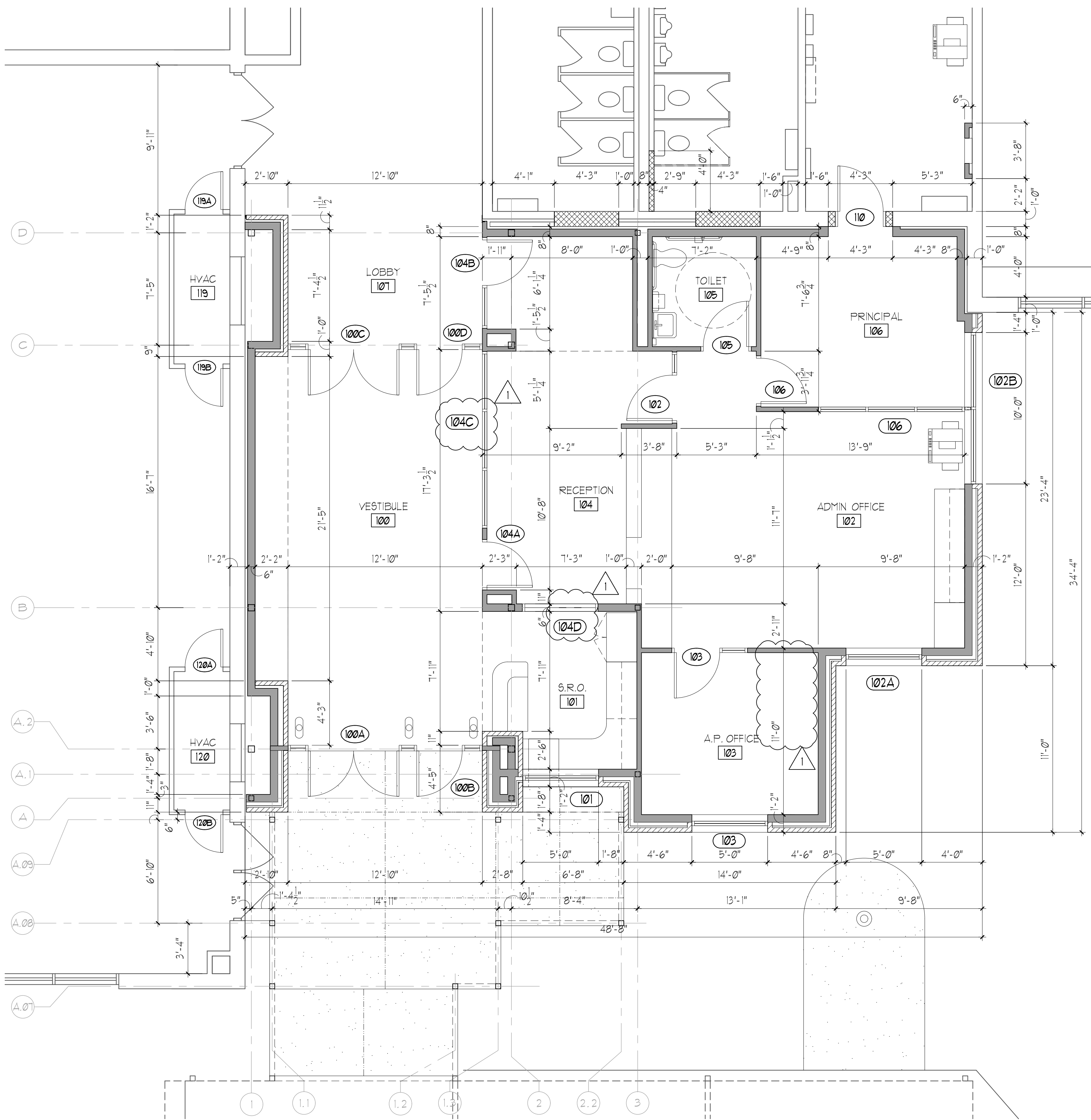
B4  
 A6.04



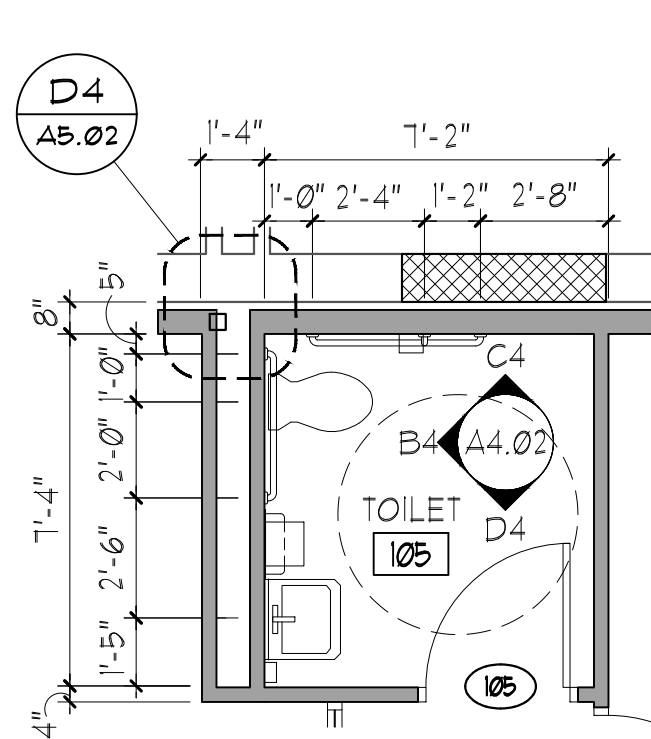
A1 DETAIL  
 SCALE: 1/2" = 1'-0"



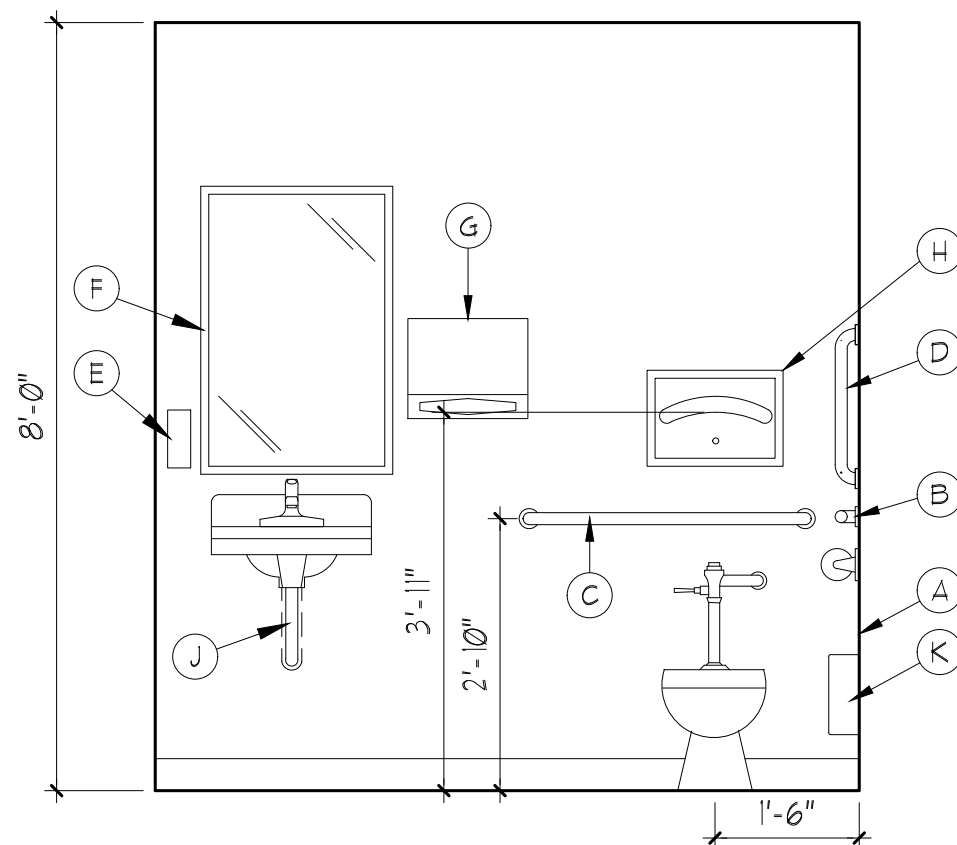
B1 SECTION  
 SCALE: 3/4" = 1'-0"



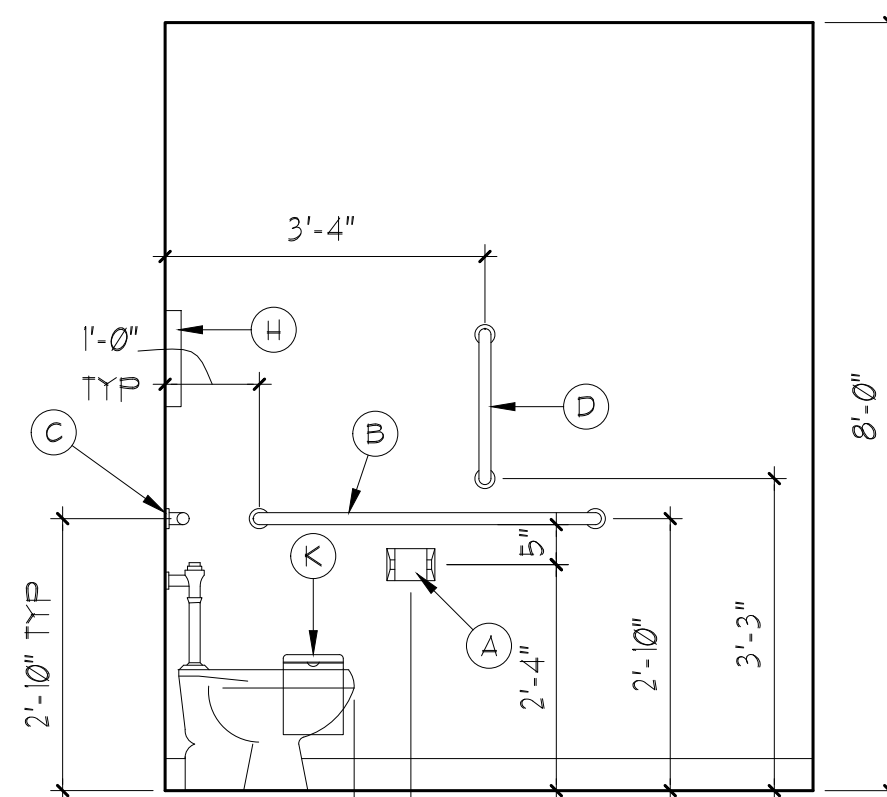
ENLARGED OFFICE FLOOR PLAN  
 SCALE: 1/4" = 1'-0"



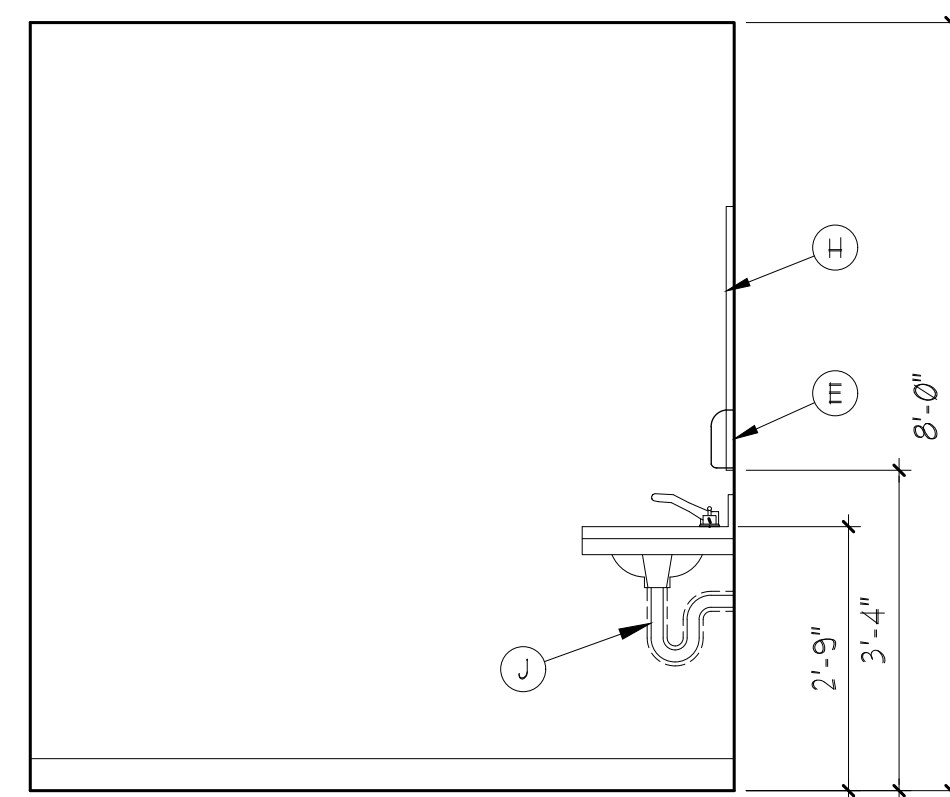
**A4 ENLARGED TOILET PLAN**  
SCALE: 1/4" = 1'-0"



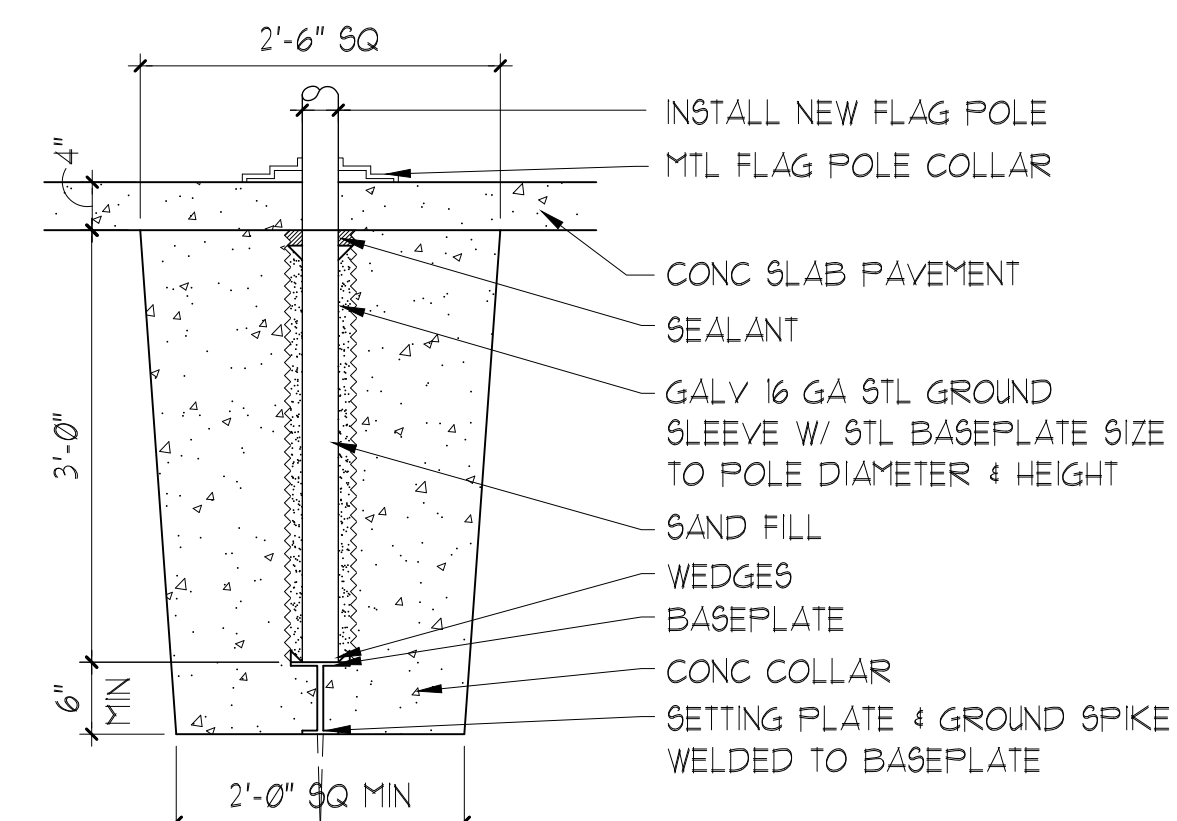
**B4 TOILET ELEVATION**  
SCALE: 1/2" = 1'-0"




**C4 TOILET ELEVATION**  
SCALE: 1/2" = 1'-0"



**D4 TOILET ELEVATION**  
SCALE: 1/2" = 1'-0"



**E4 DETAIL**  
SCALE: 3/4" = 1'-0"

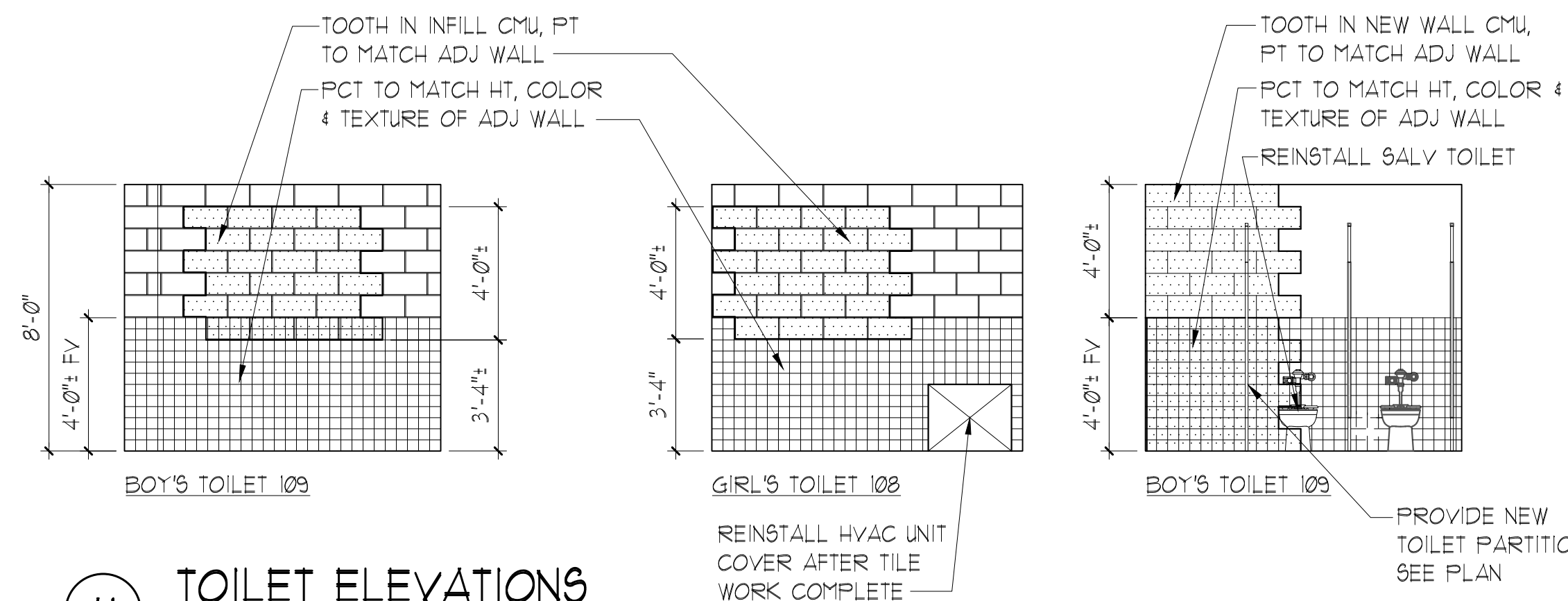


TOILET ACCESSORY SCHEDULE				OWNER FURNISHED CONTRACTOR INSTALLED	CONTRACTOR PROVIDED & INSTALLED
A	TOILET TISSUE DISPENSER	2'-4" TO CENTERLINE	SURFACE MTD	●	
B	42" GRAB BAR	34" TO CENTERLINE OF BAR			●
C	36" GRAB BAR	34" TO CENTERLINE OF BAR			●
D	18" GRAB BAR	39" TO BOTTOM OF UNIT			●
E	SOAP DISPENSER	48" TO RELEASE LEVER	SURFACE MTD	●	
F	24" X 36" MIRROR	38" TO BOTTOM OF UNIT	SURFACE MTD		●
G	PAPER TOWEL DISPENSER	48" TO DISCHARGE	SURFACE MTD	●	
H	TOILET SEAT COVER	48" TO DISCHARGE	SURFACE MTD		●
J	UNDER LAVATORY PIPE PROTECTIVE COVER		SURFACE MTD		●
K	SANITARY NAPKIN DISPOSAL	1'-5" TO TOP	SURFACE MTD	●	

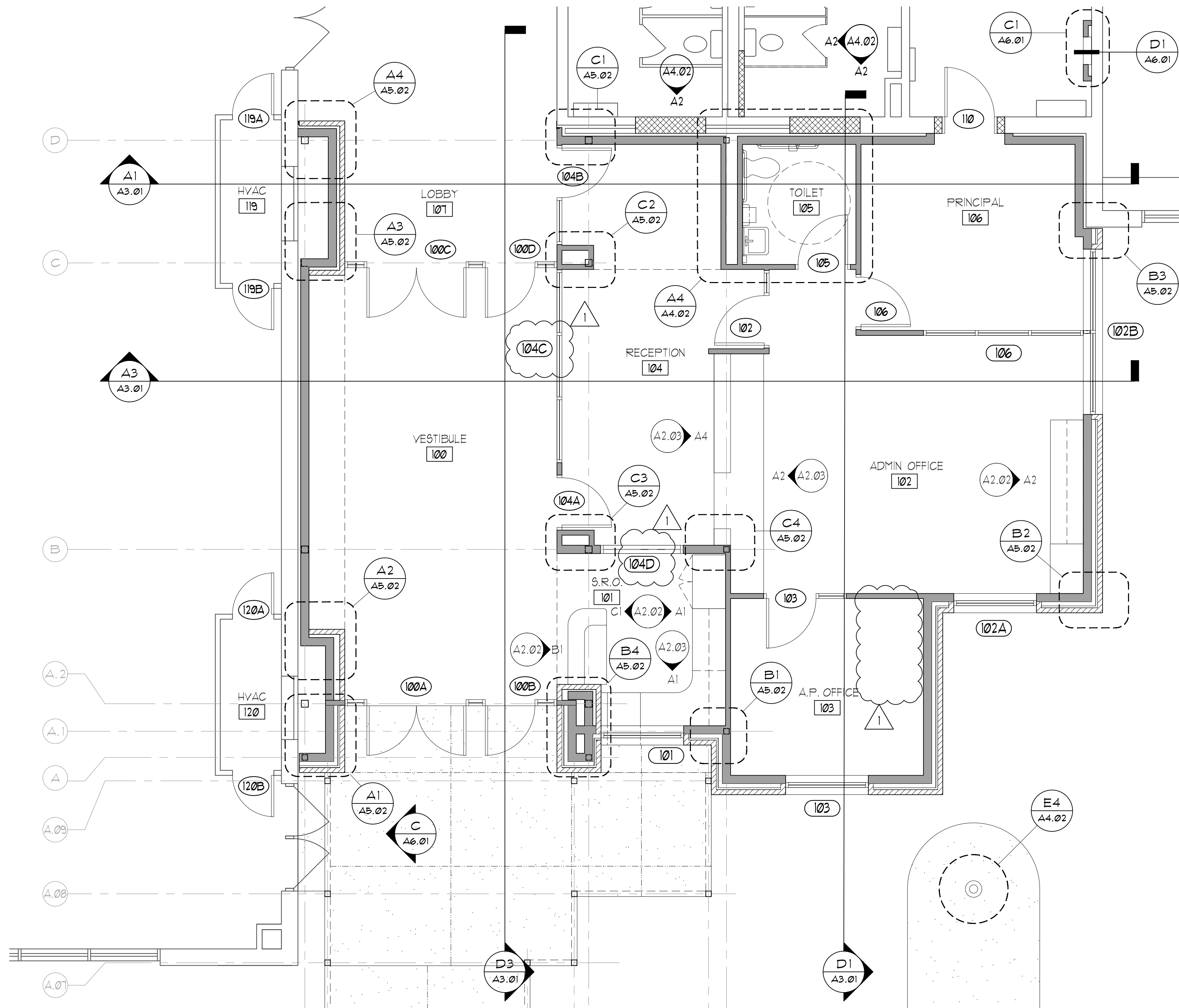
NOTE: PROVIDE NON-COM WOOD BLOCKING IN WALLS TO ANCHOR TOILET ACCESSORIES, TYP

**BLOCK WALL REPAIR, PAINT & PREPARATION NOTES:**

- ALL PATCHING, REPAIR AND RENOVATION WORK SHALL MATCH, COMPLIMENT AND ALIGN WITH THE EXISTING ADJACENT CONDITIONS.
- AREAS WHERE PREVIOUSLY PAINTED CMU WALL DEMOLITION ARE TO BE PERFORMED MUST BE SEALED OFF THOROUGHLY FROM ADJACENT AREAS, INCLUDING ALL ABOVE CEILING AREAS TO UNDERSIDE OF DECK ABOVE OR HORIZONTALLY ABOVE SPACES TO ADJACENT WALLS.
- CMU SHALL BE CUT AND REMOVED GENERALLY USING WET METHODS TO MINIMIZE THE GENERATION OF AIRBORNE DUST AND DEBRIS. PERFORM SAWCUTS IN CMU OVER TAPED SURFACES.
- EXISTING BULLETIN BOARDS, MARKER BOARDS AND TACKABLE SURFACES THROUGHOUT SEVERAL SPACES IN THE SCOPE OF WORK ARE ADHERED TO THE WALLS USING ADHESIVE. TAKE CARE WHEN REMOVING THESE ITEMS TO PRESERVE THE CMU SURFACE BELOW.
- FILL ALL HOLES, SPALLS, DEFORMATIONS, CRACKS AND OTHER DEFECTS IN WALLS PRIOR TO PAINTING.
- REMOVE ALL EMPTY, UNUSED AND/OR ABANDONED LEGACY WIRING AND WIREMOLD THROUGHOUT THE WORK AREA. CONFIRM WITH OWNER REPRESENTATIVE OR ARCHITECT/ENGINEER IF UNSURE IF AN ITEM MEETS THIS CRITERIA.
- SCRAPE LOOSE PAINT FROM CMU WALLS. SAND SMOOTH AND PREP FOR PAINTING.
- APPLY TWO FILLER COATS AND TWO FINISH COATS AT UNPAINTED BLOCK SURFACES.
- PAINT ALL WALL SURFACES WITHIN THE SCOPE OF WORK AND MAKE REPAIRS TO ANY OTHER FINISHES THAT MAY BECOME DAMAGED DURING THE COURSE OF THE WORK.
- REFER TO SPECIFICATION SECTION 012100, "ALLOWANCES" FOR SPECIFIC BID ALLOWANCES TO INCLUDE FOR REPAIRS DESCRIBED HEREIN THAT ARE NOT SHOWN OR SPECIFICALLY IDENTIFIED ON THE DRAWINGS.



**A1 TOILET ELEVATIONS**  
SCALE: 1/4" = 1'-0"

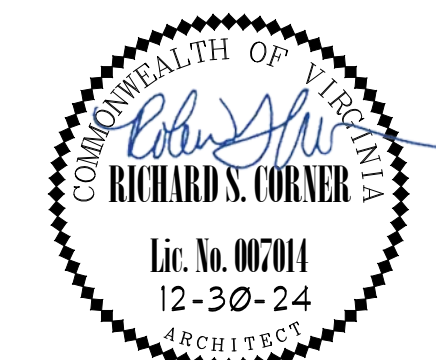


**ENLARGED OFFICE FLOOR PLAN**  
SCALE: 1/4" = 1'-0"

SECURITY VESTIBULE &  
OFFICE ADDITION &  
& ALTERATIONS FOR  
YATES ELEMENTARY SCHOOL

73 MAXWELL LANE  
NEWPORT NEWS, VIRGINIA 23606

VIRGINIA DEPARTMENT OF  
EDUCATION PROJECT NO.  
11T-506-00-102

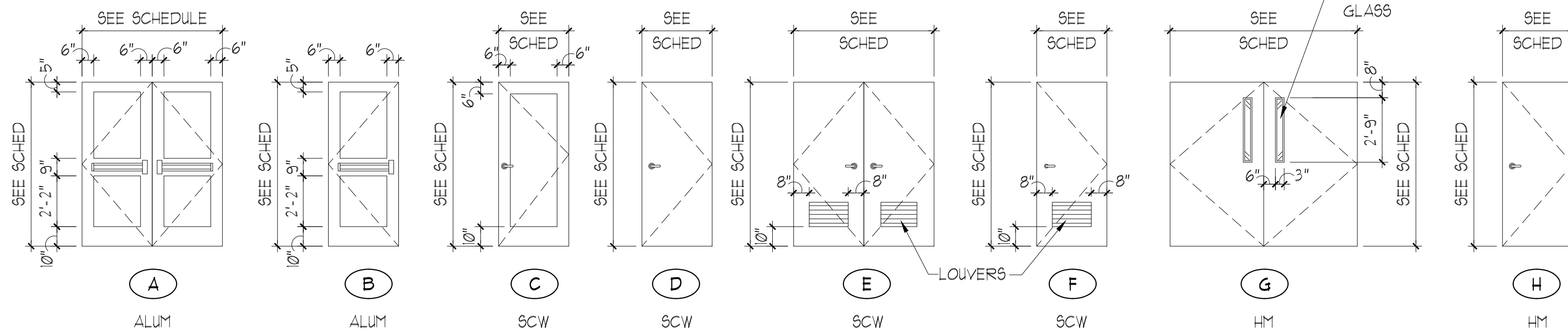


DECEMBER 30, 2024  
REV DESCRIPTION DATE  
1 REVISION # 3/17/25

ENLARGED FLOOR  
PLAN - NOTATION  
PLAN & TOILET  
ELEVATIONS

JOB NUMBER 2312

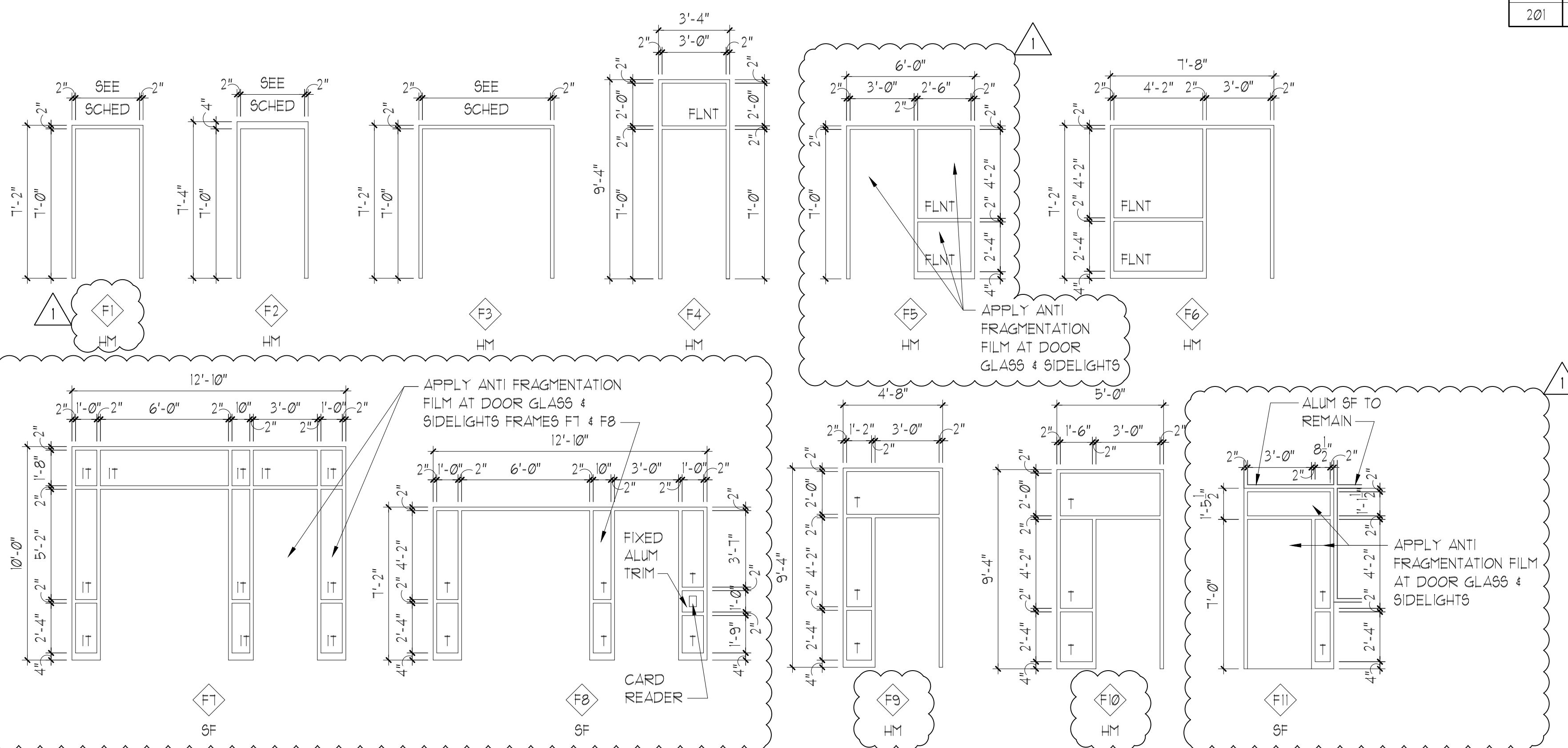
A4.02



**DOOR TYPES**

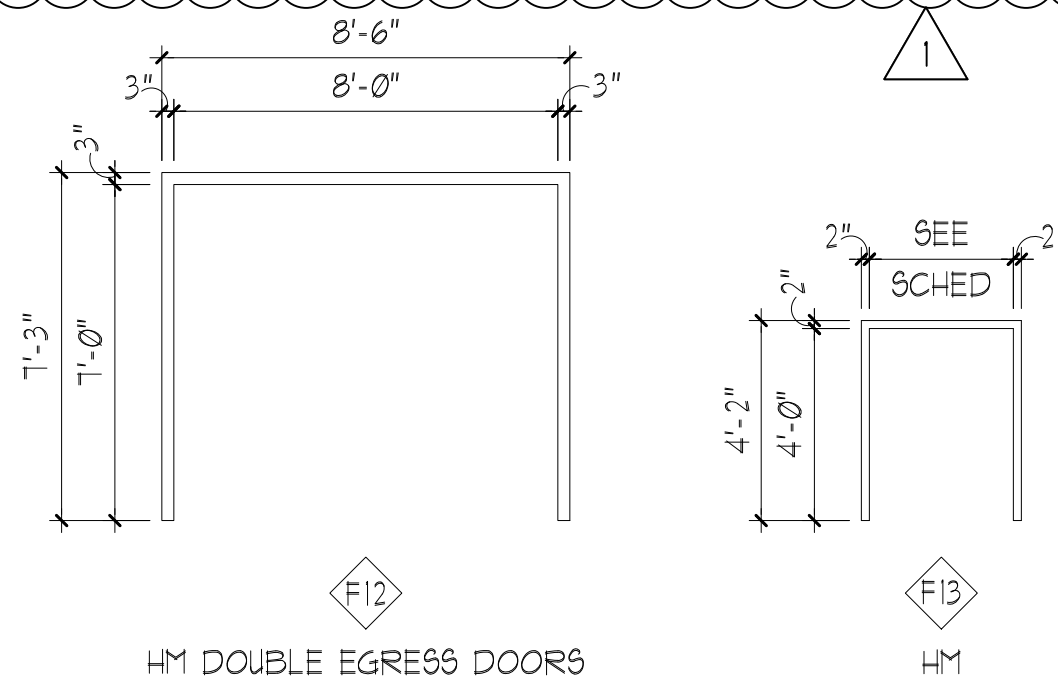
SCALE: 1/4" = 1'-0"

NOTE: HANDING OF DOORS VARIES REFER TO PLAN



**DOOR/FRAME ABBREVIATIONS**

- SF ALUMINUM STOREFRONT
- HM HOLLOW METAL
- SCW SOLID CORE WOOD
- FLNT "FIRELITE-NT"
- T TEMPERED
- IT INSULATED TEMPERED UNIT
- IG INSULATED UNIT

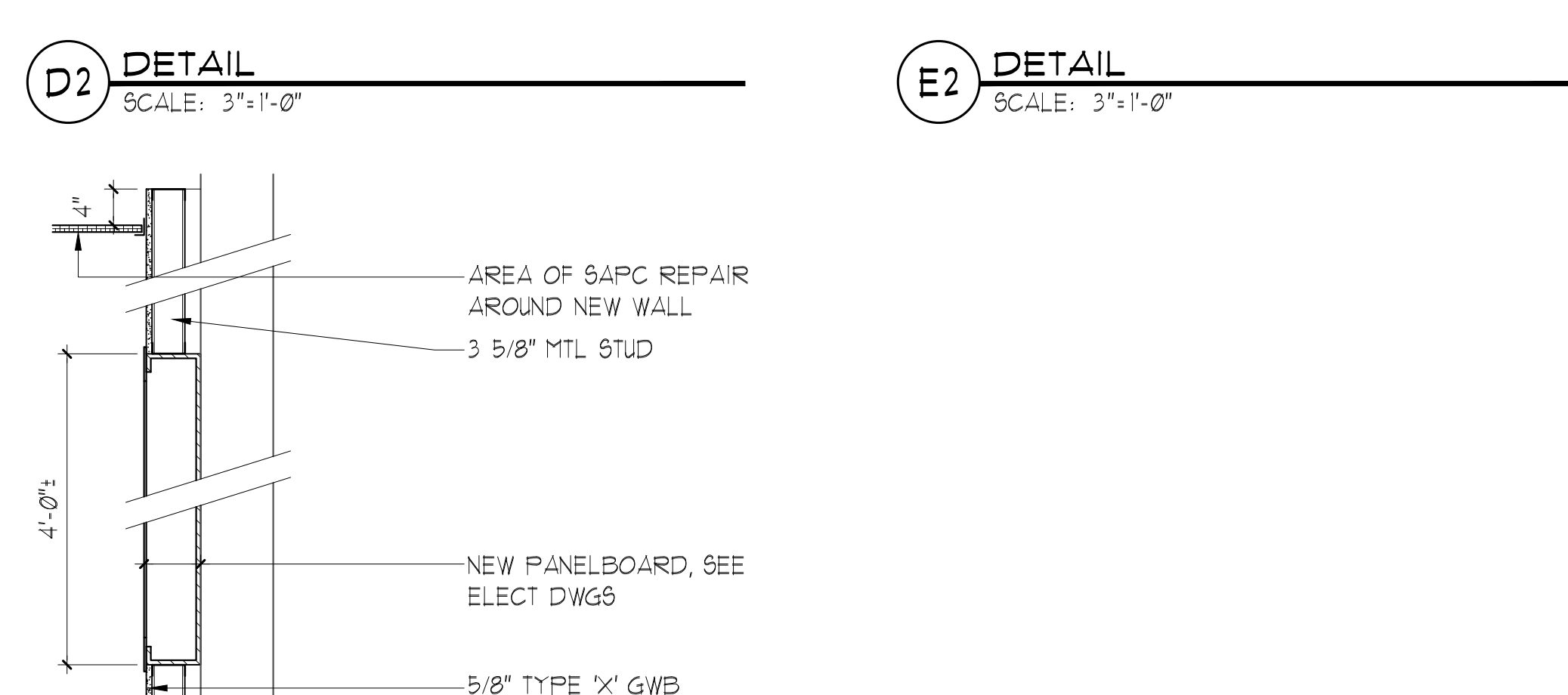
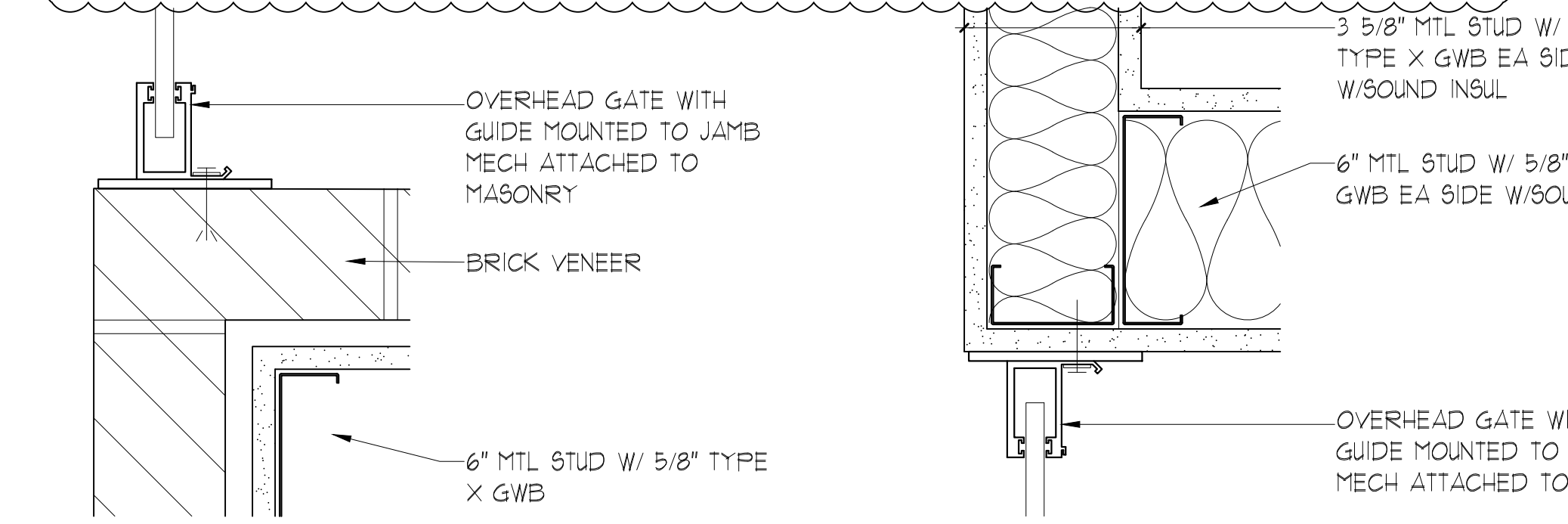
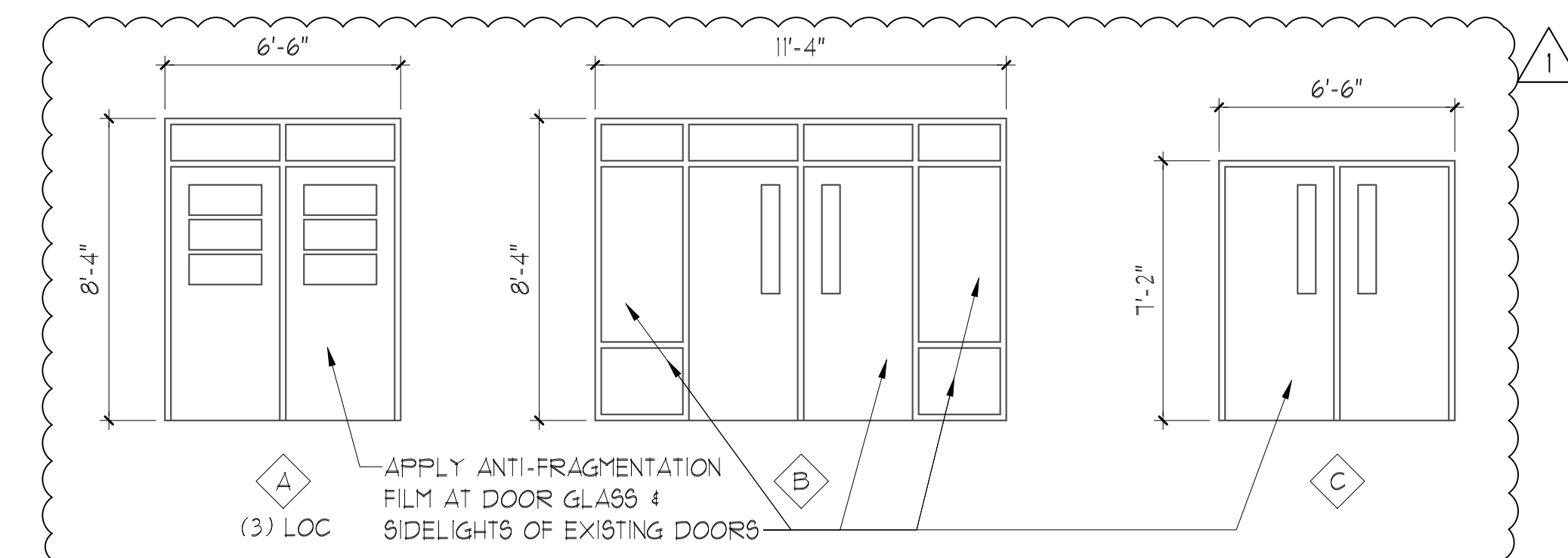


**DOOR FRAME TYPES**


SCALE: 1/4" = 1'-0"

**C1 DETAIL**  
SCALE: 3/4" = 1'-0" SUPPLY 110

MARK	DOOR AND FRAME SCHEDULE								FIRE RATING	HDWE SET NO	NOTES		
	TYPE	LEAF SIZE		MATL	GLAZ	MATL	ELEV	FRAME					
		WIDTH	HEIGHT					HEAD				JAMB	THRES
100A	A	PR 3'-0"	8'-0"	ALUM	INSUL TEMP	ALUM	F1	A4/A6.02	A3/A6.02	B2/A6.02	---	1	
100B	B	3'-0"	8'-0"	ALUM	INSUL TEMP	ALUM	F1	A4/A6.02	A3/A6.02	B2/A6.02	---	2	
100C	A	PR 3'-0"	7'-0"	ALUM	TEMP	ALUM	F8	B4/A6.02	B3/A6.02	---	---	3	
100D	B	3'-0"	7'-0"	ALUM	TEMP	ALUM	F8	B4/A6.02	A2/A6.02	---	---	4	
102	B	3'-0"	7'-0"	SCW	---	HM	F9	A1/A6.02	B1/A6.02	---	---	9	
103	D	3'-0"	7'-0"	SCW	---	HM	F10	C4/A6.02	C3/A6.02	---	---	9	
104A	B	3'-0"	7'-0"	SCW	TEMP	HM	F4	C4/A6.02	C3/A6.02	---	20 MIN	7	
104B	B	3'-0"	7'-0"	SCW	TEMP	HM	F5	C4/A6.02	C2/A6.02	---	20 MIN	8	FLNT GLASS
105	D	3'-0"	7'-0"	SCW	---	HM	F1	C4/A6.02	C3/A6.02	---	---	10	1" UNDERCUT @ DOOR
106	D	3'-0"	7'-0"	SCW	---	HM	F1	C4/A6.02	C3/A6.02	---	---	9	
110	D	3'-0"	7'-0"	SCW	---	HM	F2	C1/A6.02	D4/A6.02	---	---	9	
111	D	3'-0"	7'-0"	SCW	---	HM	F6	D3/A6.02	D2/A6.02	---	20 MIN	11	FLNT GLASS
112	E	PR 2'-6"	7'-0"	HM	---	HM	F3	C4/A6.02	C3/A6.02	---	---	12	
119A	F	2'-6"	7'-0"	SCW	---	XHM	XF1	D1/A6.02	E4/A6.02	---	---	14	
119B	F	2'-6"	7'-0"	SCW	---	XHM	XF1	D1/A6.02	E4/A6.02	---	---	14	
120A	F	2'-6"	7'-0"	SCW	---	XHM	XF1	D1/A6.02	E4/A6.02	---	---	14	
120B	F	2'-6"	7'-0"	SCW	---	XHM	XF1	D1/A6.02	E4/A6.02	---	---	14	
121	B	3'-0"	7'-0"	ALUM	INSUL TEMP	ALUM	F11	E3/A6.02	E2/E3/A6.02	E1/A6.02	---	5	
122	G	PR 4'-0"	8'-0"	HM	90 MIN	HM	F12	A4/A6.03	A3/A6.03	---	90 MIN	6	
123	G	PR 4'-0"	8'-0"	HM	90 MIN	HM	F12	A4/A6.03	A3/A6.03	---	90 MIN	6	
201	H	3'-0"	4'-0"	HM	---	HM	F13	A2/A6.03	A1/A6.03	B4/A6.03	---	13	




**D1 DETAIL**  
SCALE: 3/4" = 1'-0" SUPPLY 110



SECURITY VESTIBULE &  
OFFICE ADDITION &  
& ALTERATIONS FOR  
YATES ELEMENTARY SCHOOL

VIRGINIA DEPARTMENT OF  
EDUCATION PROJECT NO.  
11T-506-00-102

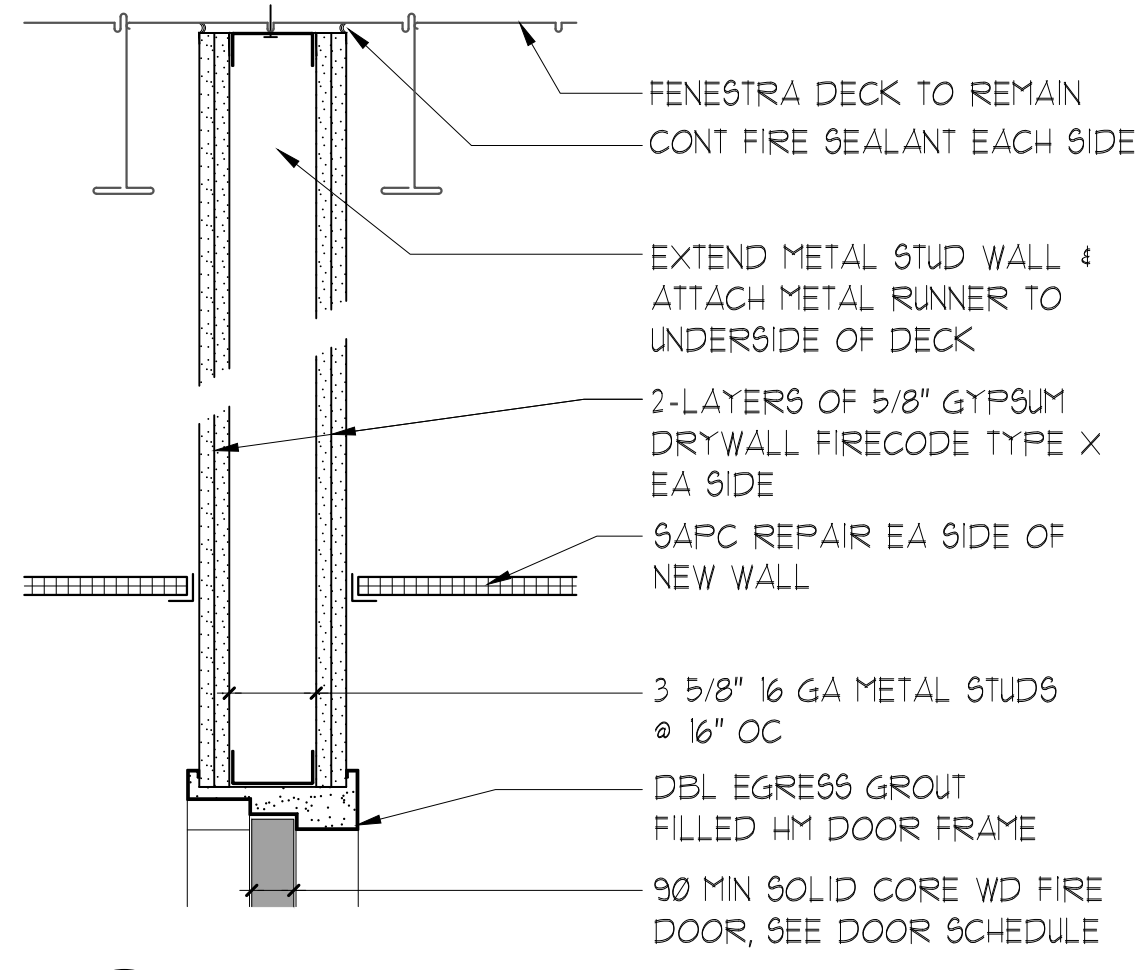


DECEMBER 30, 2024  
REV DESCRIPTION DATE  
1 REVISION # 3/11/25

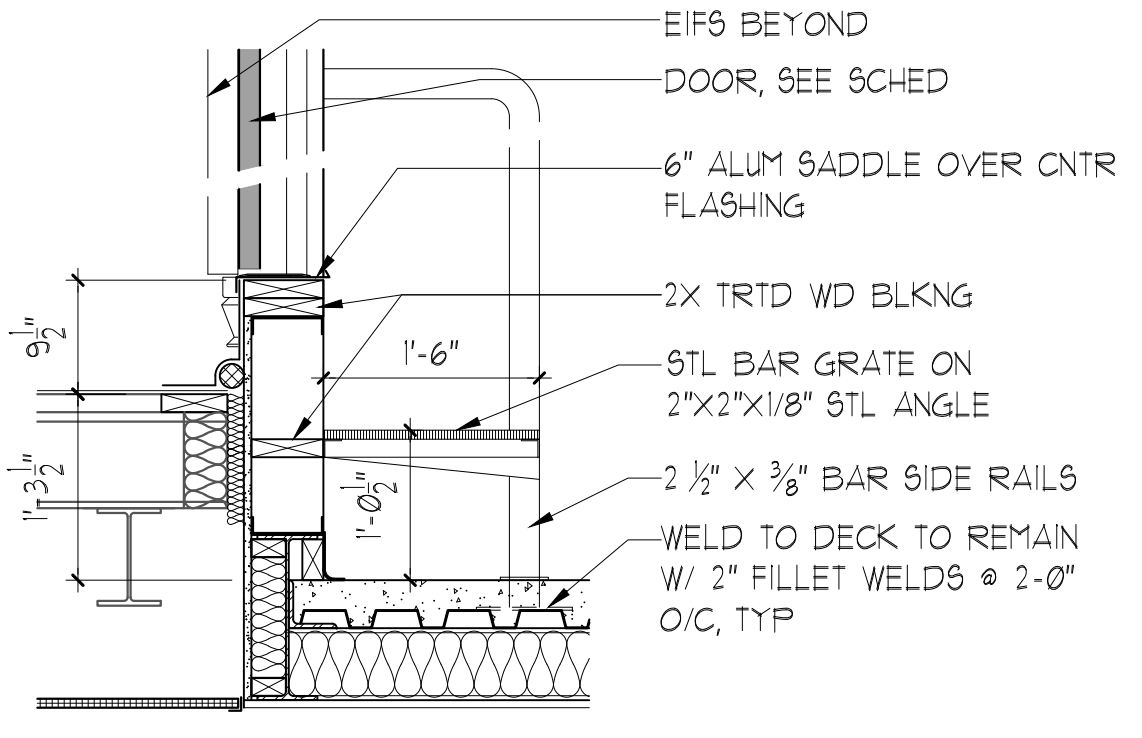
DOOR SCHEDULES  
& DOOR DETAILS

JOB NUMBER 2312

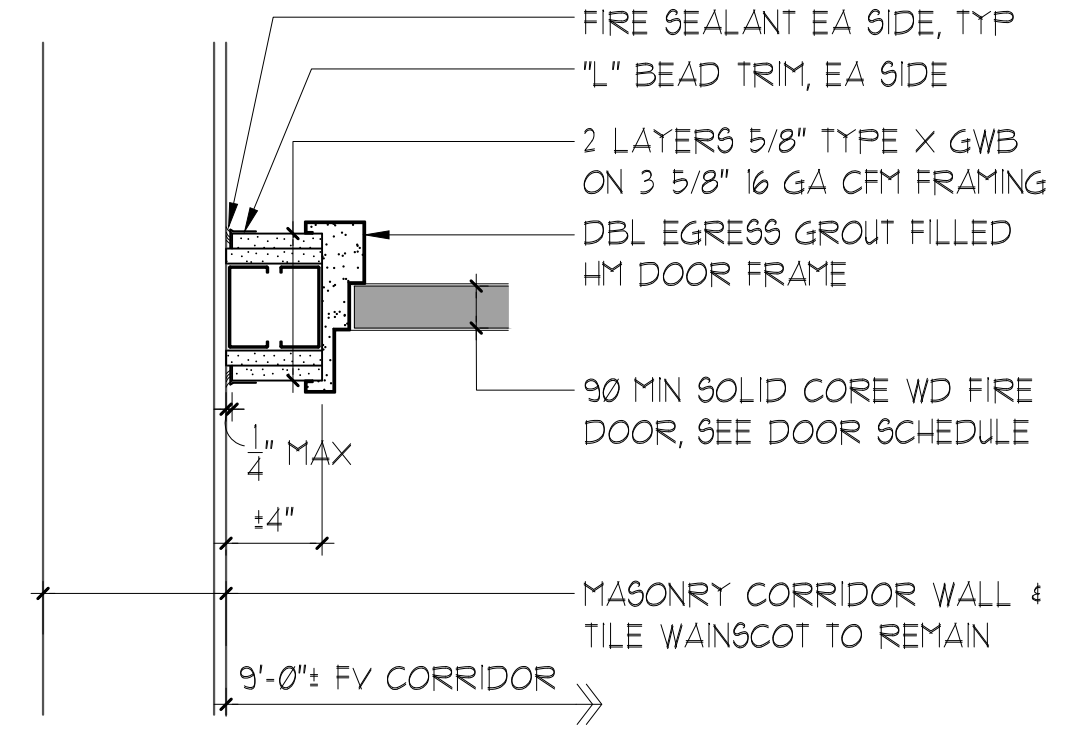
A6.01



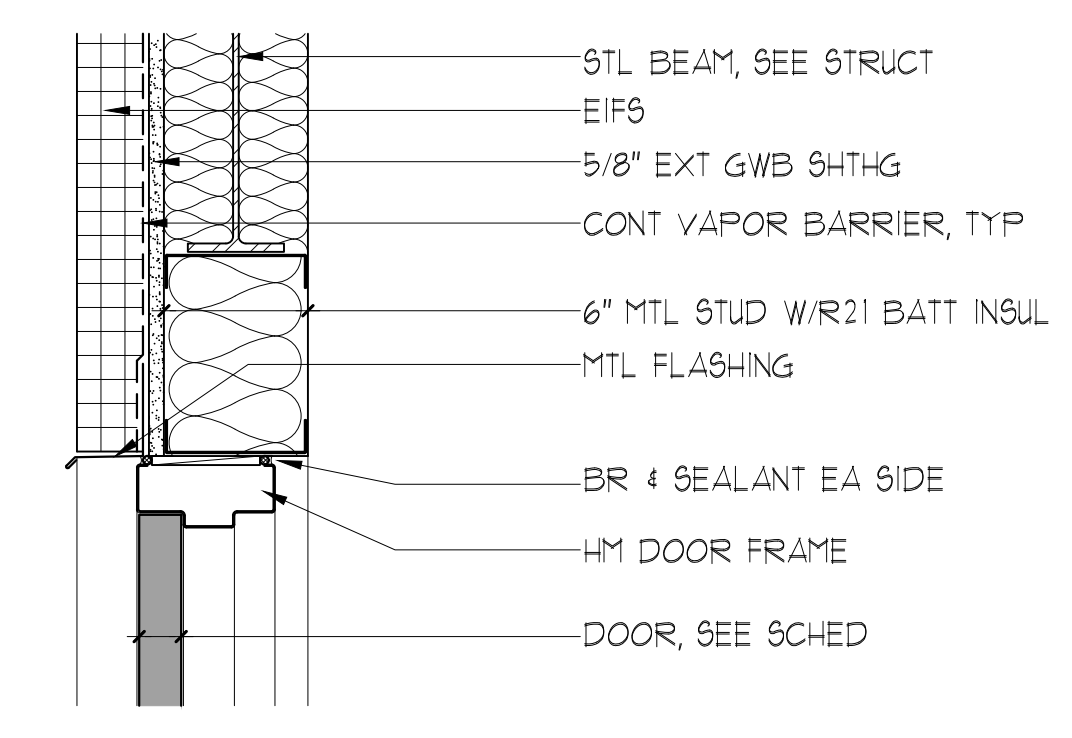
**A4 DETAIL** HEAD  
SCALE: 1 1/2" = 1'-0"



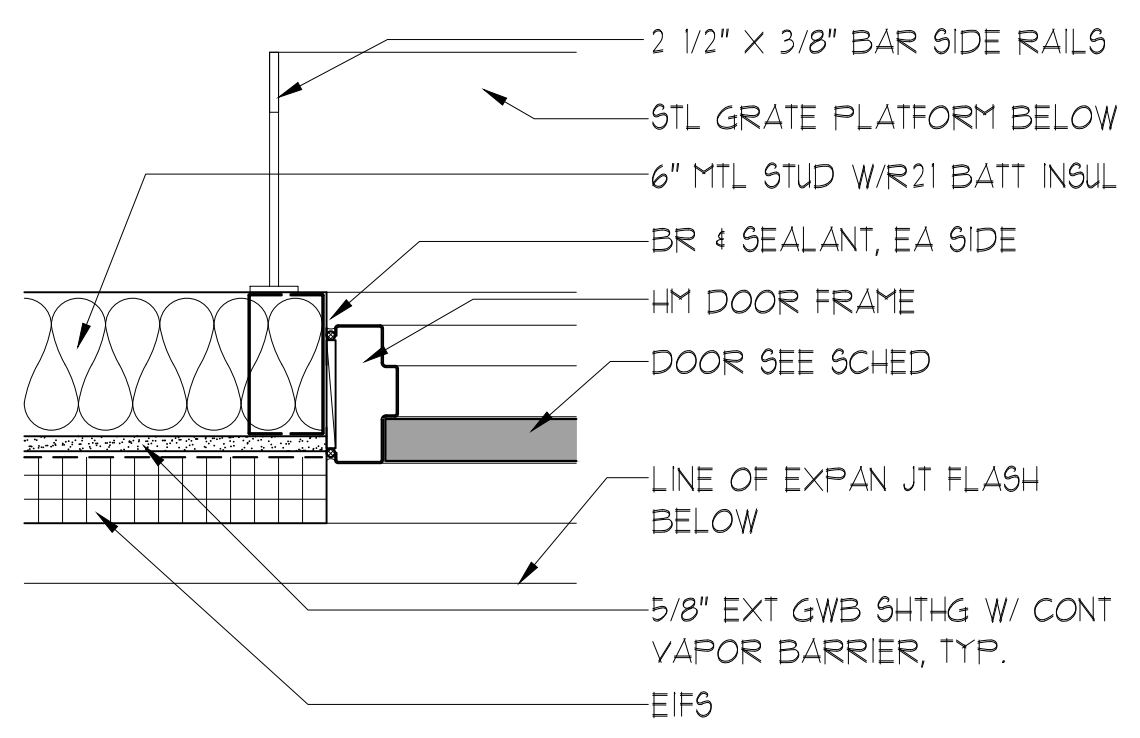
**B4 DETAIL**  
SCALE: 1 1/2" = 1'-0"



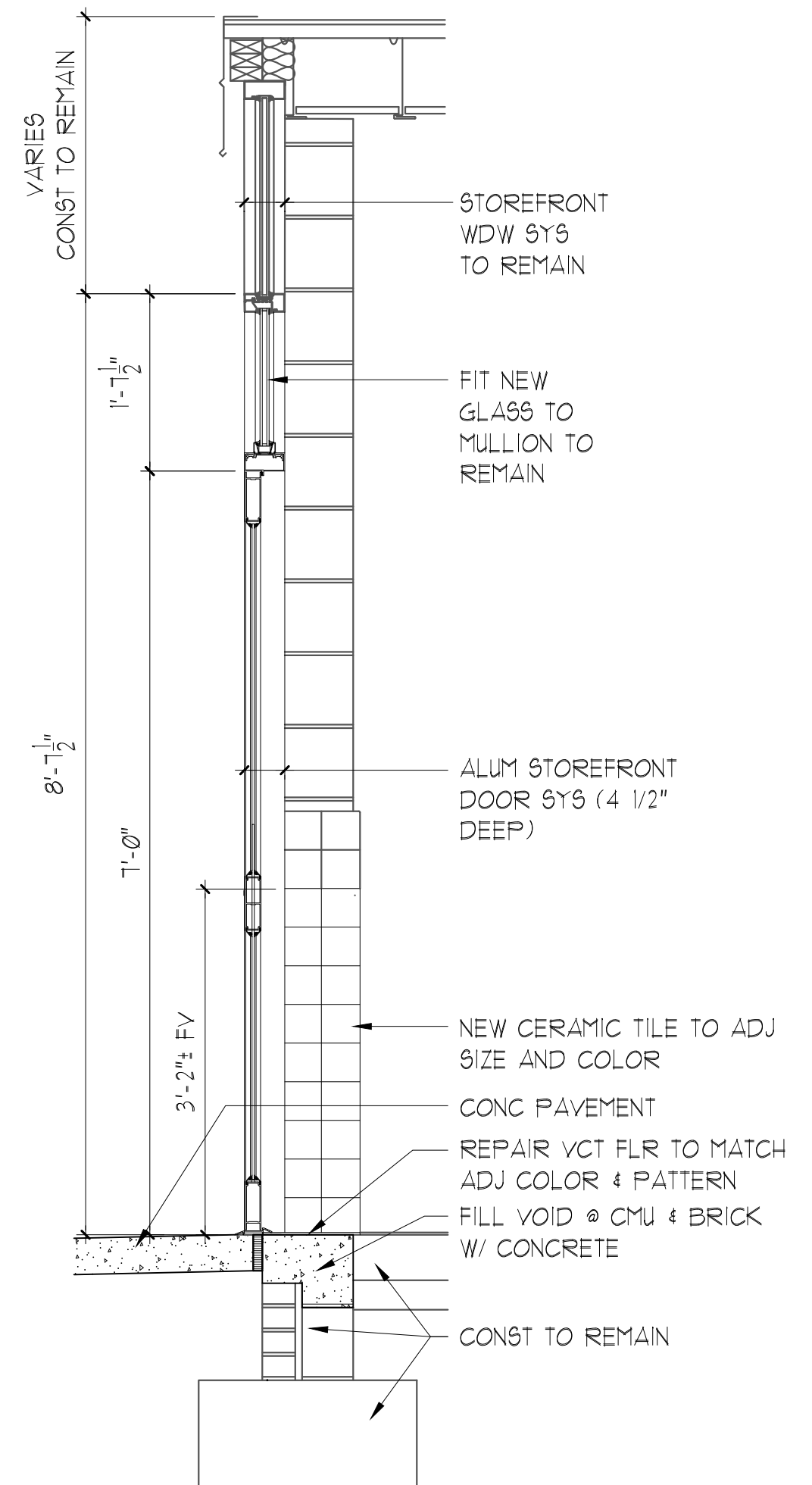
**A3 DETAIL** JAMB  
SCALE: 1 1/2" = 1'-0"



**A2 DETAIL** HEAD  
SCALE: 1 1/2" = 1'-0"



**A1 DETAIL** JAMB  
SCALE: 1 1/2" = 1'-0"



**BI SECTION**  
SCALE: 3/4" = 1'-0"

**ABBREVIATIONS:**

ALUM	ALUMINUM
APC	ACOUSTICAL PANEL CEILING
BLK	CONCRETE MASONRY UNIT
BRK	BRICK VENEER
CONC	CONCRETE
CPT	CARPET
CT	CERAMIC TILE
EPXR	EPOXY RESINOUS FLOORING
FLNT	FIRE LITE LT GLASS
GWB	GYPSUM WALLBOARD (TYPE 'X'; ABUSE RESISTANT)
IT	INSULATED TEMPERED
INSUL	INSULATED
PCT	PORCELAIN CERAMIC TILE
PT	PAINT
RESIL	RESILIENT BASE TRIM
SAPC	SUSPENDED ACOUSTICAL PANEL CEILING
TZO	TERRAZZO FLOORING
VCT	VINYL COMPOSITE TILE
XAPC	EXISTING ACOUSTICAL PANEL CEILING
XBLK	EXISTING CONCRETE MASONRY UNIT
XBRK	EXISTING BRICK MASONRY
XCONC	EXISTING CONCRETE
XCT	EXISTING CERAMIC TILE
XGWB	EXISTING GYPSUM WALL BOARD
XRESIL	EXISTING RESILIENT BASE TRIM
XSAPC	EXISTING SUSPENDED ACOUSTICAL PANEL CEILING
XSTRUCT	EXISTING STRUCTURAL JOISTS
XTZO	EXISTING TERRAZZO FLOORING
XVCT	EXISTING VINYL COMPOSITION TILE

**ROOM FINISH SCHEDULE**

ROOM NO	ROOM NAME	FLOOR		BASE			WALLS			CEILING			
		MATL	FIN	MATL	MATL	FIN	W&COT	PAINT COLOR	MATL	FIN	HEIGHT	PAINT COLOR	
100/200	VESTIBULE	CONC	TZO	RESIL	BRK	---	---	SW-1014 "ELDER WHITE"	GWB	PT	VARIES	SW-1004 "SNOWBOUND"	
101	S.R.O.	CONC	TZO	RESIL	BRK	---	---	SW-1014 "ELDER WHITE"	GWB	PT	10'-0"	SW-1004 "SNOWBOUND"	
102	ADMIN OFFICE	CONC	CPT	RESIL	GWB	PT	---	SW-1014 "ELDER WHITE"	SAPC	---	9'-4"		
103	A.P. OFFICE	CONC	CPT	RESIL	GWB	PT	---	SW-1014 "ELDER WHITE"	SAPC	---	9'-4"		
104	RECEPTION	CONC	VCT	RESIL	GWB	PT	---	SW-1014 "ELDER WHITE"	GWB	PT	8'-0"	SW-1004 "SNOWBOUND"	
105	TOILET	CONC	EPXR	PCT	BLK	PT	---	SW-1014 "ELDER WHITE"	SAPC	---	8'-0"		
106	PRINCIPAL	CONC	CPT	RESIL	GWB	PT	---	SW-1014 "ELDER WHITE"	SAPC	---	8'-0"		
107	LOBBY	XCONC	XTZO	XRESIL/RESIL	XBLK	PT	XCT	SW-1014 "ELDER WHITE" SW-6966 "BLUE BLOOD" SW-6868 "REAL RED"	GWB	PT	8'-0"	SW-1004 "SNOWBOUND"	
108	GIRLS TOILET	XCONC	XCT	XCT	XBLK	PT	XCT	SW-1014 "ELDER WHITE"	XGWB	---	8'-0"	SW-1004 "SNOWBOUND"	
109	BOYS TOILET	XCONC	XCT	XCT	XBLK	PT	XCT	SW-1014 "ELDER WHITE"	XGWB	---	8'-0"	SW-1004 "SNOWBOUND"	
110	SUPPLY	XCONC	XVCT	XRESIL/RESIL	XBLK	PT	---	SW-1014 "ELDER WHITE"	SAPC	---	8'-0"		
110A	RESTROOM	XCONC	XCT	XCT	XBLK	PT	XCT	SW-1014 "ELDER WHITE"	XGWB	PT	8'-0"	SW-1004 "SNOWBOUND"	
111	OFFICE	XCONC	VCT	RESIL	BLK	PT	---	SW-1014 "ELDER WHITE"	SAPC	---	8'-0"		
112	MECH	XCONC	VCT	RESIL	XGWB	PT	---	SW-1014 "ELDER WHITE"	---	---	VARIES		
113	CLINIC	XCONC	XVCT	XRESIL	XBLK	PT	---	SW-1014 "ELDER WHITE"	APC	---	9'-4"	SW-1004 "SNOWBOUND"	
113A	CLOSET	XCONC	XVCT	XRESIL	XBLK	PT	---	SW-1014 "ELDER WHITE"	XSAPC	---	8'-0"	PT ALL EXIST DR FRAMES SW-6966 "BLUE BLOOD"	
114	CLOSET	XCONC	VCT	RESIL	XBLK	PT	---	SW-1014 "ELDER WHITE"	APC	---	9'-4"	SW-1004 "SNOWBOUND"	
115	CLOSET	XCONC	XVCT	XRESIL	XGWB	PT	---	SW-1014 "ELDER WHITE"	XGWB	PT	7'-11"	SW-1004 "SNOWBOUND"	
116	CONF. ROOM	XCONC	CPT	RESIL	BLK	PT	---	SW-1014 "ELDER WHITE"	SAPC	---	8'-0"		
117	WORK ROOM	XCONC	VCT	RESIL	GWB	PT	---	SW-1014 "ELDER WHITE"	GWB	PT	7'-8"	SW-1004 "SNOWBOUND"	
118	STAFF LOUNGE	XCONC	VCT	RESIL	BLK	PT	---	SW-1014 "ELDER WHITE"	APC	---	9'-4"		
118A	RESTROOM	XCONC	XCT	XCT	XBLK	PT	XCT	SW-1014 "ELDER WHITE"	XGWB	PT	8'-0"	SW-1004 "SNOWBOUND"	
119	HVAC	XCONC	XVCT	XRESIL	XBLK	PT	---	SW-1014 "ELDER WHITE"	GWB	PT	9'-4"	SW-1004 "SNOWBOUND"	
120	HVAC	XCONC	XVCT	XRESIL	XBLK	PT	---	SW-1014 "ELDER WHITE"	GWB	PT	9'-4"	SW-1004 "SNOWBOUND"	
121	CAFETERIA	XCONC	VCT	RESIL	XBLK	PT	XCT	SW-1014 "ELDER WHITE"	XAPC	---	VARIES		
122	CORRIDOR	XCONC	XTZO	XCT	XBLK	PT	XCT	SW-1014 "ELDER WHITE" SW-6966 "BLUE BLOOD" SW-6868 "REAL RED"	XSAPC	---	8'-0"		
123	CORRIDOR	XCONC	XTZO	XCT	XBLK	PT	XCT	SW-1014 "ELDER WHITE" SW-6966 "BLUE BLOOD" SW-6868 "REAL RED"	SAPC	---	8'-0"		
124	COT ROOM	XCONC	XVCT	XRESIL	XBLK	PT	---	SW-1014 "ELDER WHITE"	XSAPC	---	8'-0"		
124A	RESTROOM	XCONC	XCT	XCT	XBLK	PT	XCT	SW-1014 "ELDER WHITE"	XGWB	PT	8'-0"	SW-1004 "SNOWBOUND"	
124B	CLOSET	XCONC	XVCT	XRESIL	XBLK	PT	---	SW-1014 "ELDER WHITE"	XSAPC	---	8'-0"		
125	OFFICE	XCONC	CPT	RESIL	XBLK	PT	---	SW-1014 "ELDER WHITE"	XSAPC	---	8'-0"		
126	RESTROOM	XCONC	XCT	XCT	XBLK	PT	XCT	SW-1014 "ELDER WHITE"	XGWB	PT	8'-0"	SW-1004 "SNOWBOUND"	
127	CORRIDOR	XCONC	XTZO	XCT	XBLK	PT	XCT	SW-1014 "ELDER WHITE" SW-6966 "BLUE BLOOD" SW-6868 "REAL RED"	XSAPC	---	8'-0"		
201	MEZZANINE	CONC	CONC	---	---	---	---	---	---	---	8'-0"		

**FINISH SCHEDULE GENERAL NOTES:**

- REFER TO SHEET A6.05 FOR FINISH COLOR SCHEDULE.
- WHERE PERFORMING DEMOLITION AT WALLS, PATCHING OF SURFACES IS REQUIRED OR IMPLIED BY WORK NOTES ELSEWHERE ON THE DRAWINGS, PAINT ALL SURFACES TO BE PATCHED TO MATCH ADJACENT WALL COLOR.
- WHERE EXISTING ROOMS ARE SCHEDULED TO BE PAINTED, PAINT ALL EXISTING WALL SURFACES, EXTERIORS OF BUILT-IN WOOD CABINETS, AND METAL DOOR FRAMES. DO NOT PAINT OVER EXISTING WALL WAINSCOT TILING.
- REFER TO SHEET A4.02 FOR "BLOCK WALL REPAIR, PAINT AND PREPARATION NOTES," WHICH SHALL APPLY AT ALL EXISTING SPACES WHERE EXISTING WALLS ARE NOTED AS BLOCK OR CMU.
- WHERE EXISTING STRUCTURE IS INDICATED TO BE PAINTED AT ROOMS 113, 114 AND 118, THE INTENT IS TO PAINT THE UNDERSIDE OF THE EXISTING METAL ROOF DECK AND TEES PRIOR TO APPLICATION OF THE NEW CEILING PANELS THAT LAY INTO THE TEES.



SECURITY VESTIBULE &  
OFFICE ADDITION &  
& ALTERATIONS FOR  
YATES ELEMENTARY SCHOOL

73 MAXWELL LANE  
NEWPORT NEWS, VIRGINIA 23606

VIRGINIA DEPARTMENT OF  
EDUCATION PROJECT NO.  
11T-506-00-102



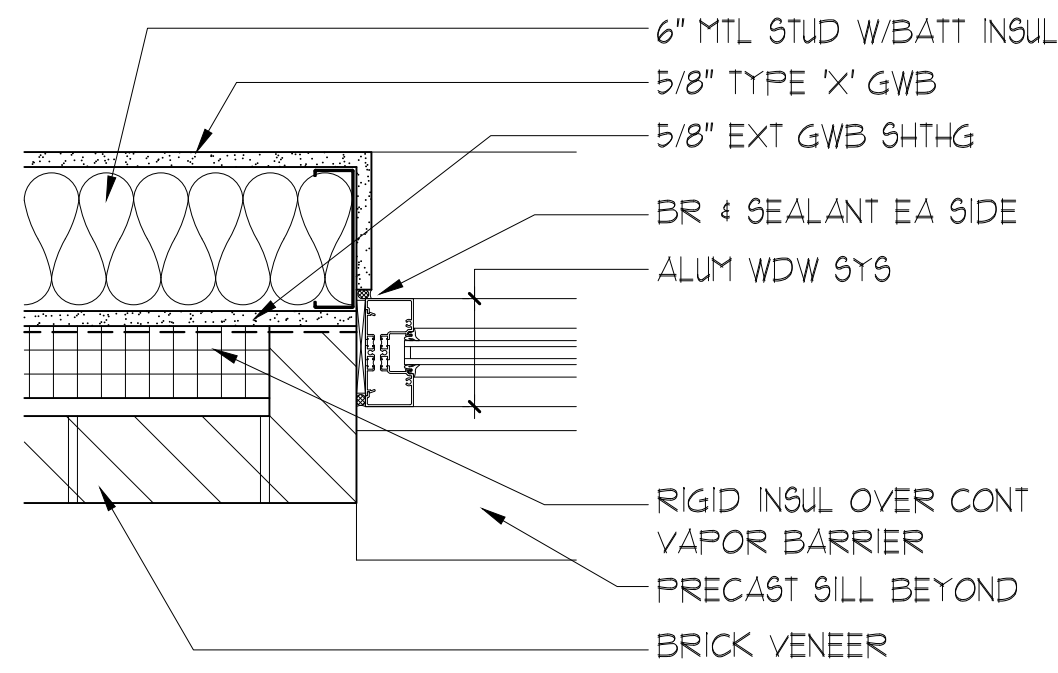
DECEMBER 30, 2024

REV DESCRIPTION DATE  
1 REVISION \* 3/11/25

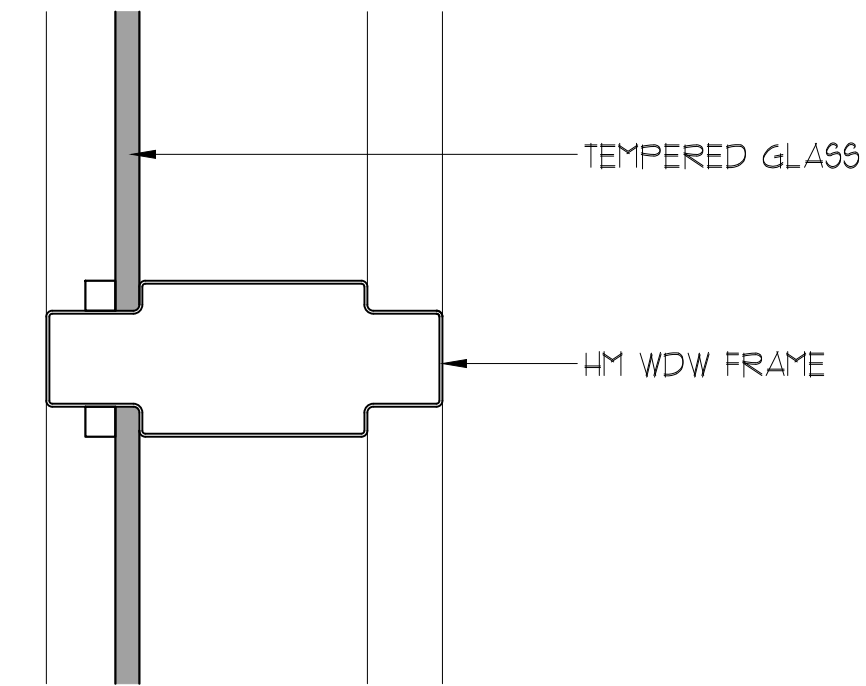
FINISH SCHEDULE &  
DOOR DETAILS

JOB NUMBER 2312

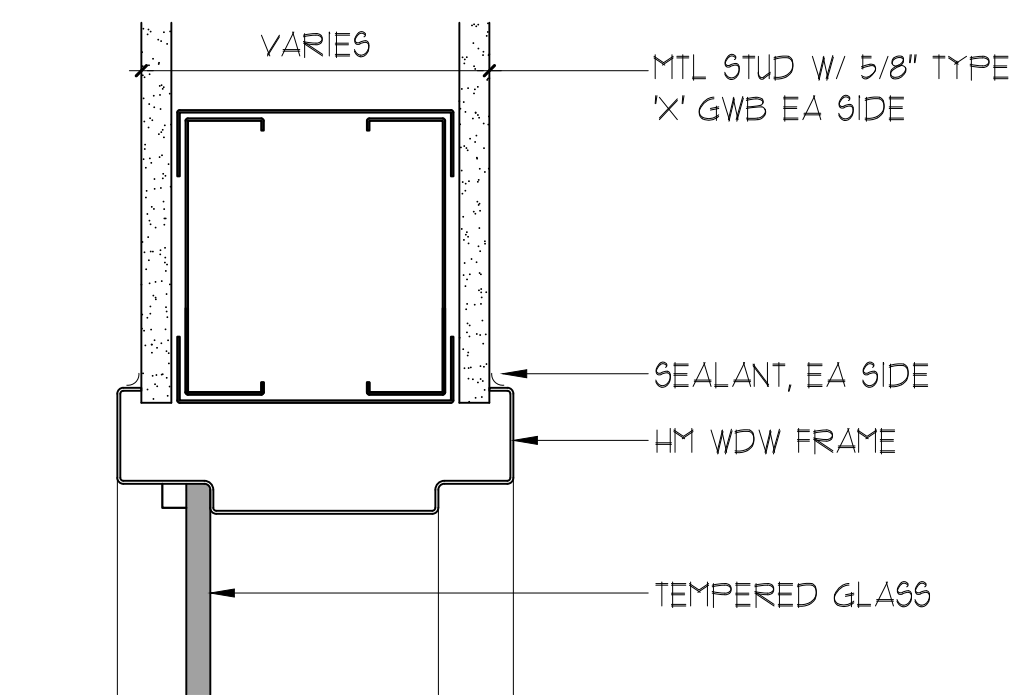
A6.03



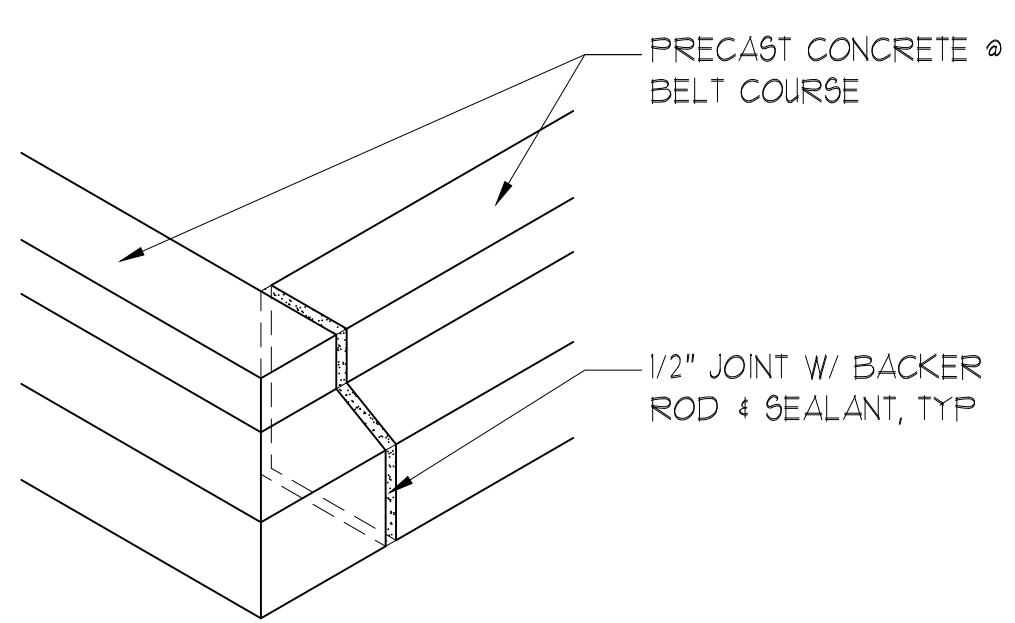
**A4 DETAIL** JAMB  
SCALE: 1 1/2" = 1'-0"



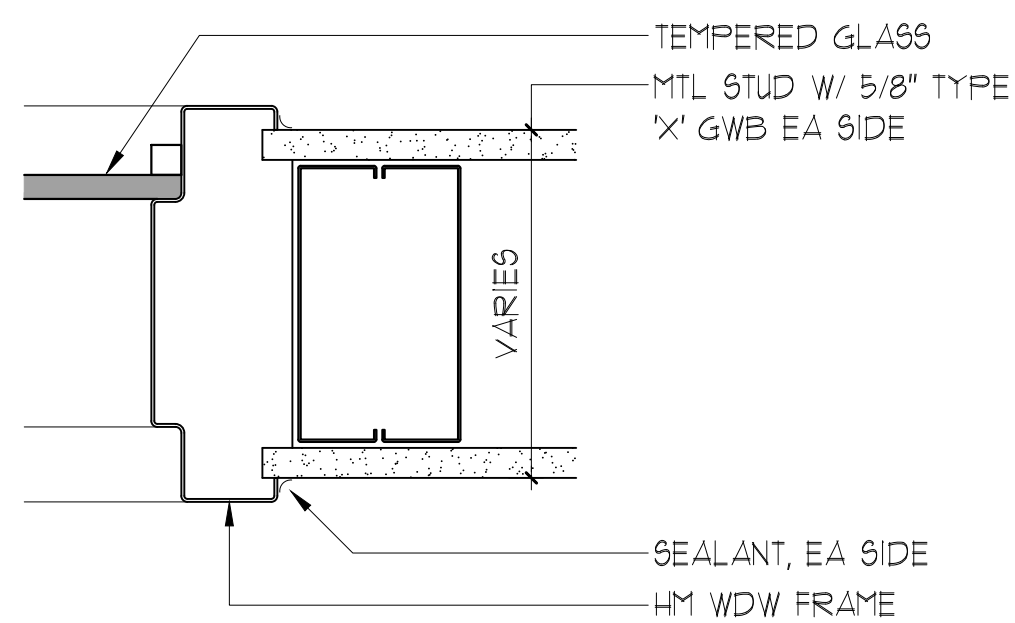
**B4 DETAIL** MULLION  
SCALE: 3" = 1'-0"



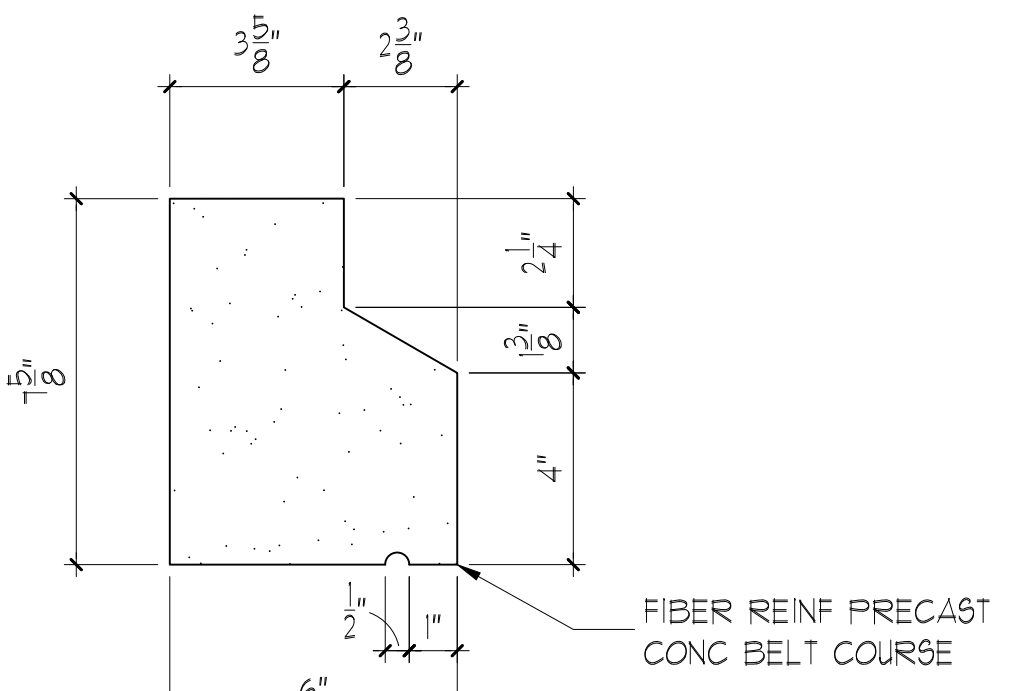
**A3 DETAIL** HEAD  
SCALE: 3" = 1'-0"



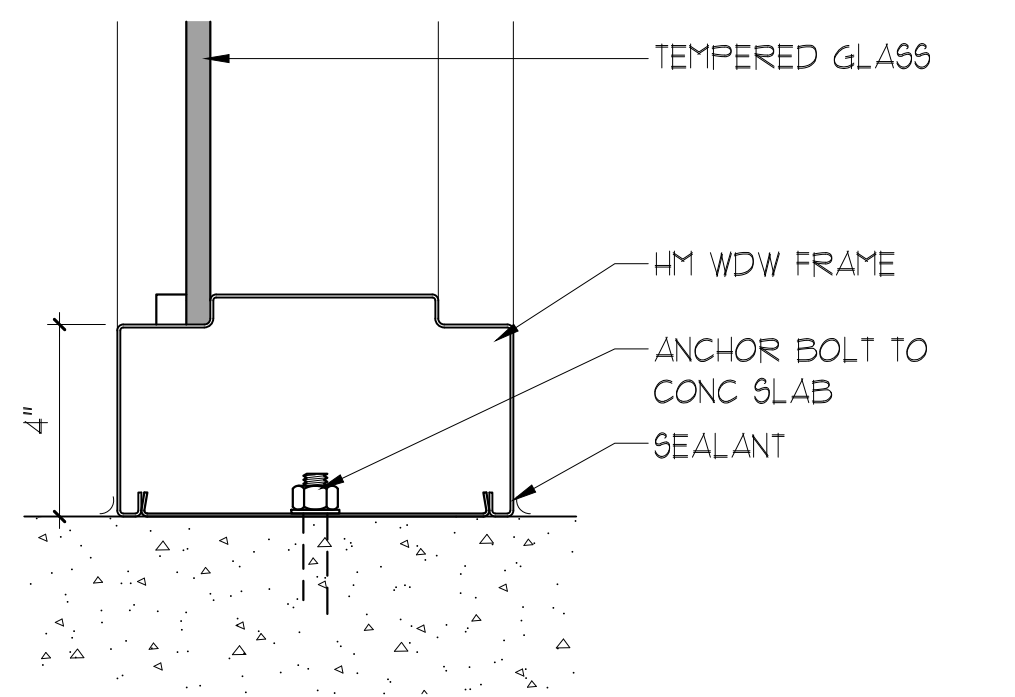
**B3 DETAIL** TYP OUTSIDE CORNER  
SCALE: 1 1/2" = 1'-0"



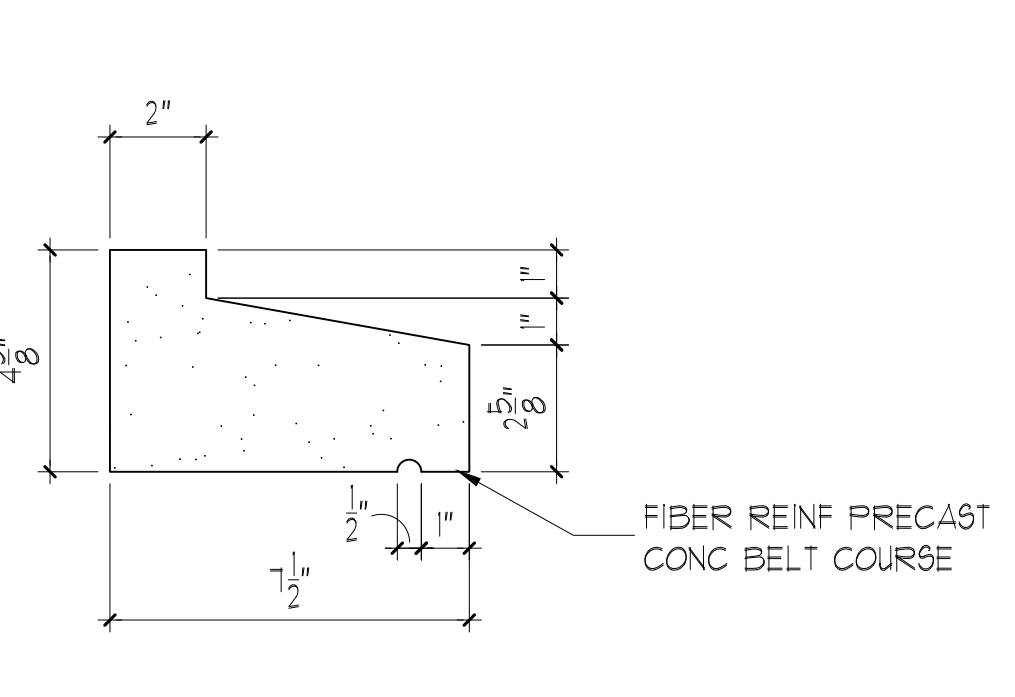
**A2 DETAIL** JAMB  
SCALE: 3" = 1'-0"



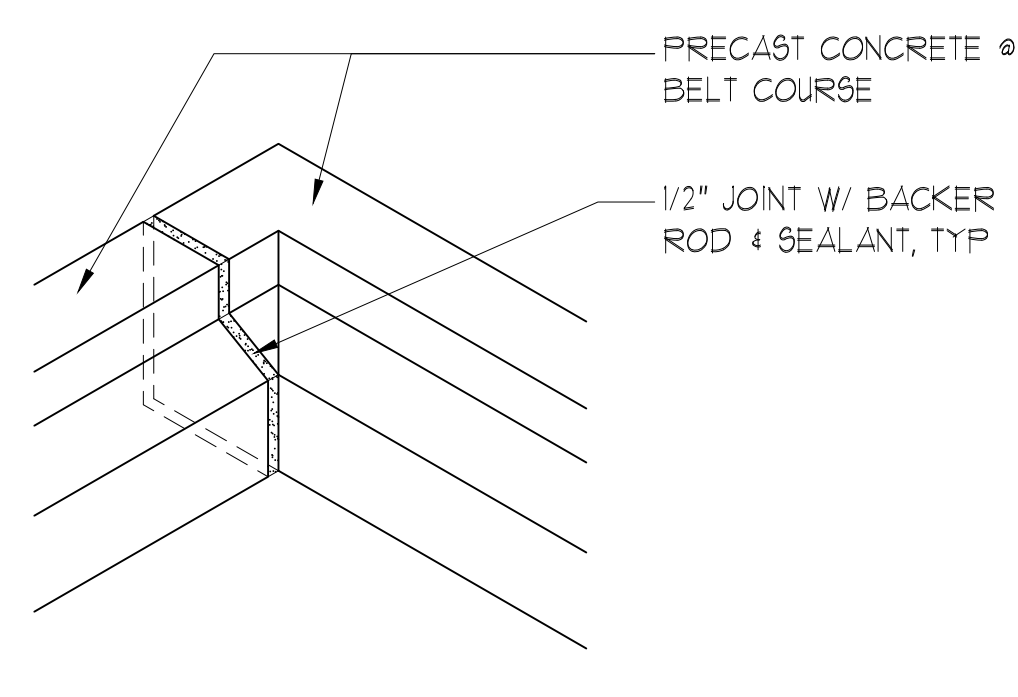
**B2 SECTION** TYP BELT COURSE  
SCALE: 3/4" = 1'-0"



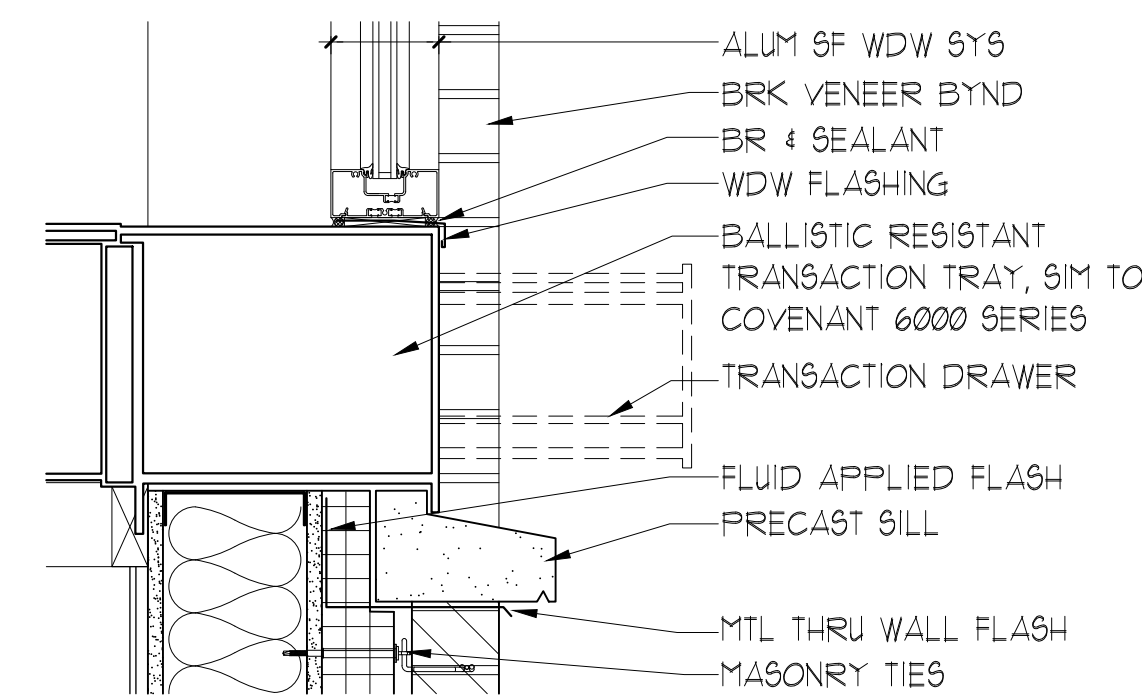
**A1 DETAIL** SILL  
SCALE: 3" = 1'-0"



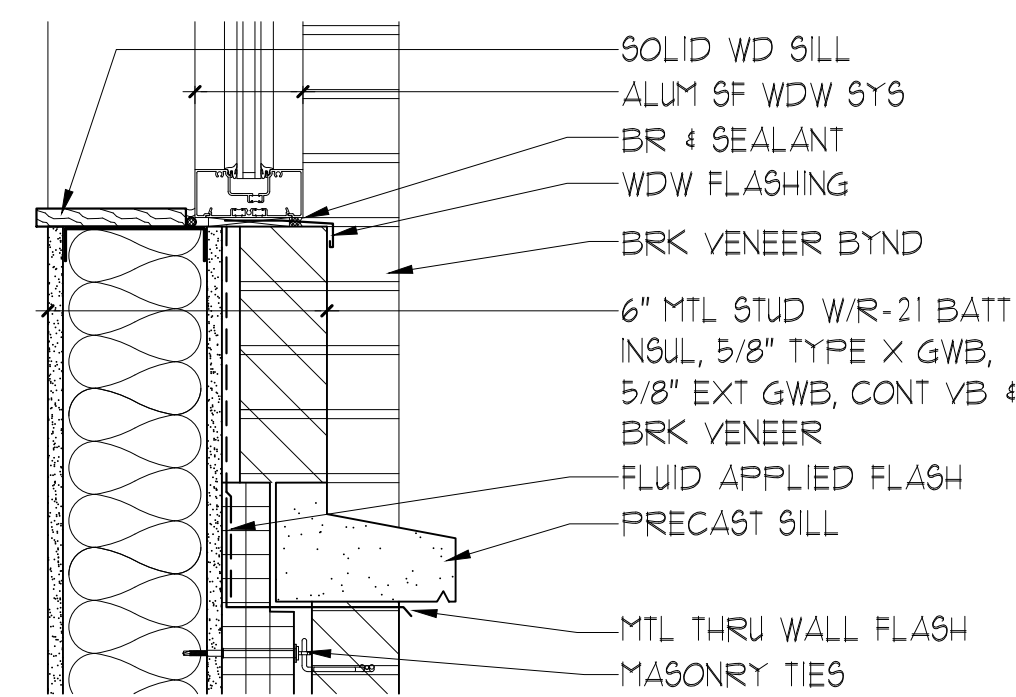
**B1 SECTION** TYP WINDOW SILL  
SCALE: 3/4" = 1'-0"



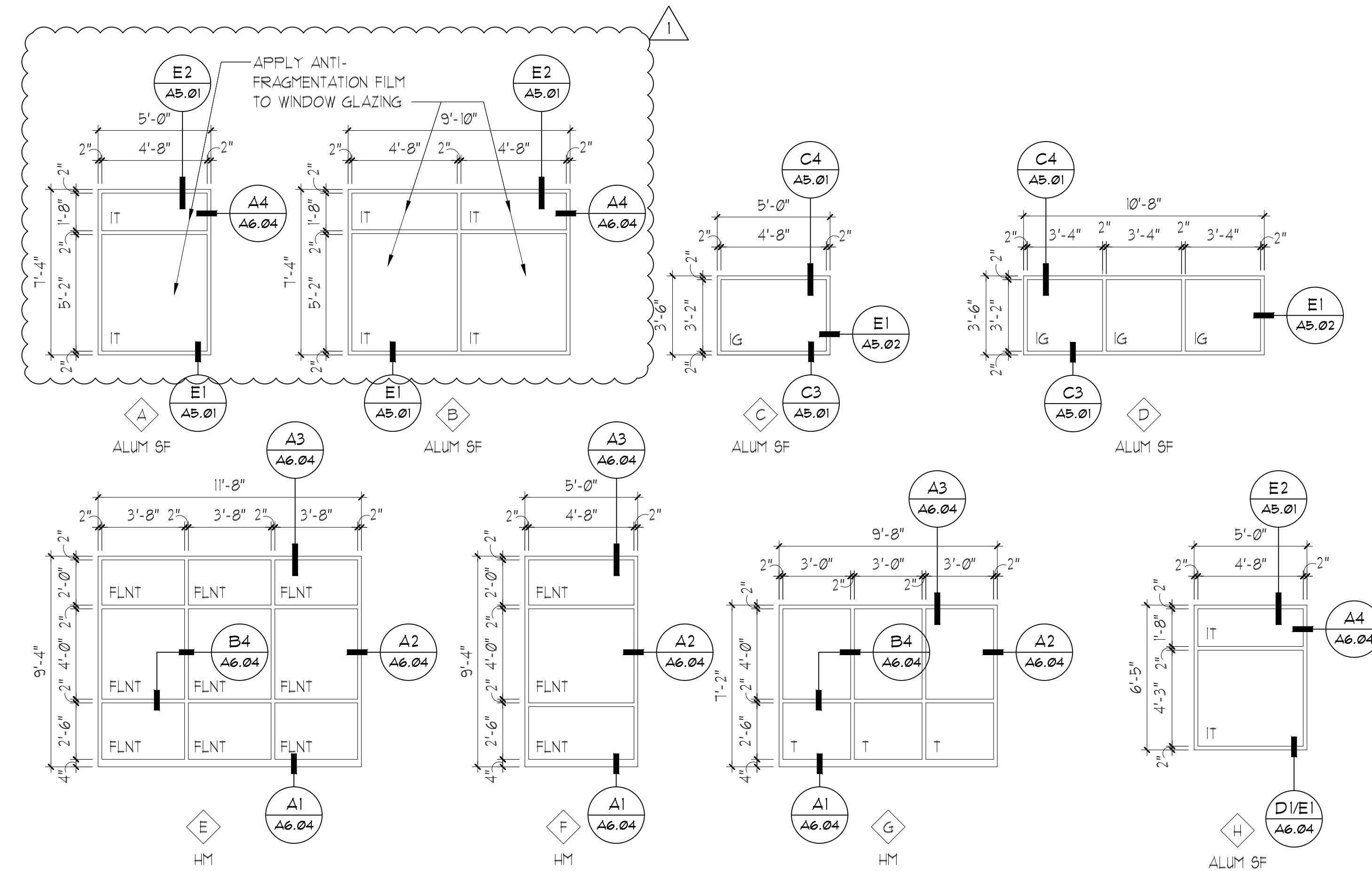
**C1 DETAIL** TYP INSIDE CORNER  
SCALE: 1 1/2" = 1'-0"



**D1 DETAIL**  
SCALE: 1 1/2" = 1'-0"



**E1 DETAIL**  
SCALE: 1 1/2" = 1'-0"



**WINDOW FRAME TYPES**  
SCALE: 1/4" = 1'-0"

MARK	TYPE	FRAME				DETAILS			FIRE RATING	NOTES
		WIDTH	HEIGHT	GLAZ	MATL	HEAD	JAMB	SILL		
101	H	5'-0"	6'-5"	INSUL TEMP	ALUM	E2/A5.01	A4/A6.04	D1, E1/A5.01	--	
102A	A	5'-0"	7'-4"	INSUL TEMP	ALUM	E2/A5.01	A4/A6.04	E1/A5.01	--	
102B	B	10'-0"	7'-4"	INSUL TEMP	ALUM	E2/A5.01	A4/A6.04	E1/A5.01	--	
103	A	5'-0"	7'-4"	INSUL TEMP	ALUM	E2/A5.01	A4/A6.04	E1/A5.01	--	
104C	E	11'-8"	9'-4"	FLNT	HM	A3/A6.04	A2/A6.04	A1/A6.04	45 MIN	
104D	F	5'-0"	9'-4"	FLNT	HM	A3/A6.04	A2/A6.04	A1/A6.04	45 MIN	
106	G	9'-8"	7'-2"	FLNT	HM	A3/A6.04	A2/A6.04	A3/A6.04	--	
200A	D	10'-8"	3'-6"	INSUL TEMP	ALUM	C4/A5.01	E1/A5.02	C3/A5.01	--	
200B	C	5'-0"	3'-6"	INSUL TEMP	ALUM	C4/A5.01	E1/A5.02	C3/A5.01	--	
200C	C	5'-0"	3'-6"	INSUL TEMP	ALUM	C4/A5.01	E1/A5.02	C3/A5.01	--	
200D	C	5'-0"	3'-6"	INSUL TEMP	ALUM	C4/A5.01	E1/A5.02	C3/A5.01	--	

**FRAME ABBREVIATIONS**

- ALUM SF ALUMINUM STOREFRONT
- FLNT "FIRELITE-NT"
- HM HOLLOW METAL
- IG INSULATED GLASS
- IT INSULATED TEMPERED GLASS
- T TEMPERED GLASS
- VG VISION GLASS

SECURITY VESTIBULE &  
OFFICE ADDITION &  
& ALTERATIONS FOR  
YATES ELEMENTARY SCHOOL  
73 MAXWELL LANE  
NEWPORT NEWS, VIRGINIA 23606

VIRGINIA DEPARTMENT OF  
EDUCATION PROJECT NO.  
11T-506-00-102



DECEMBER 30, 2024

REV	DESCRIPTION	DATE
1	REVISION #1	3/11/25

WINDOW FRAMES &  
DETAILS

JOB NUMBER 2312

A6.04